

# Student Leader Learning Outcomes- 2010-11

Description:

Date Created: 5/21/2011 5:52:06 PM

Date Range: 5/31/2011 12:00:00 AM - 7/7/2011 11:59:00 PM

Total Respondents: 16

Q1. As you complete your one-year term, how well do you feel you are able to do the following things? - Communicate ideas to an individual

Count	Percent		
11	68.75%		Extremely well
5	31.25%		Moderately well
0	0.00%		Slightly well
0	0.00%		Not at all well
0	0.00%		Not applicable
16 Respondents			
<b>Top 1</b>	68.75% (11)	<b>Bottom 1</b>	0.00% (0)
<b>Mean</b>	3.69	<b>Std Deviation</b>	0.48
<b>Median</b>	4.00	<b>Std Error</b>	0.12
<b>Mode</b>	4	<b>Confidence Interval @ 95%</b>	3.45-3.92






Q2. As you complete your one-year term, how well do you feel you are able to do the following things? - Communicate ideas to a group

Count	Percent		
10	62.50%		Extremely well
5	31.25%		Moderately well
1	6.25%		Slightly well
0	0.00%		Not at all well
0	0.00%		Not applicable
16 Respondents			
<b>Top 1</b>	62.50% (10)	<b>Bottom 1</b>	0.00% (0)
<b>Mean</b>	3.56	<b>Std Deviation</b>	0.63
<b>Median</b>	4.00	<b>Std Error</b>	0.16
<b>Mode</b>	4	<b>Confidence Interval @ 95%</b>	3.25-3.87





Q3. As you complete your one-year term, how well do you feel you are able to do the following things? - Make presentations to a group

Count	Percent		
11	68.75%		Extremely well
5	31.25%		Moderately well
0	0.00%		Slightly well
0	0.00%		Not at all well
0	0.00%		Not applicable
16 Respondents			
<b>Top 1</b>	68.75% (11)	<b>Bottom 1</b>	0.00% (0)
<b>Mean</b>	3.69	<b>Std Deviation</b>	0.48
<b>Median</b>	4.00	<b>Std Error</b>	0.12
<b>Mode</b>	4	<b>Confidence Interval @ 95%</b>	3.45-3.92




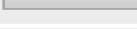

Q4. As you complete your one-year term, how well do you feel you are able to do the following things? - Intelligently contribute during conversations

Count	Percent		
7	43.75%		Extremely well
6	37.50%		Moderately well
3	18.75%		Slightly well
0	0.00%		Not at all well
0	0.00%		Not applicable
16 Respondents			
<b>Top 1</b>	43.75% (7)	<b>Bottom 1</b>	0.00% (0)
<b>Mean</b>	3.25	<b>Std Deviation</b>	0.77
<b>Median</b>	3.00	<b>Std Error</b>	0.19
<b>Mode</b>	4	<b>Confidence Interval @ 95%</b>	2.87-3.63

Q5. As you complete your one-year term, how well do you feel you are able to do the following things? - Arrange ideas to make coherent arguments

Count	Percent		
6	37.50%		Extremely well
8	50.00%		Moderately well
2	12.50%		Slightly well
0	0.00%		Not at all well
0	0.00%		Not applicable
16 Respondents			
<b>Top 1</b>	37.50% (6)	<b>Bottom 1</b>	0.00% (0)
<b>Mean</b>	3.25	<b>Std Deviation</b>	0.68
<b>Median</b>	3.00	<b>Std Error</b>	0.17
<b>Mode</b>	3	<b>Confidence Interval @ 95%</b>	2.92-3.58

Q6. As you complete your one-year term, how well do you feel you are able to do the following things? - Acknowledge areas for personal growth and improvement

Count	Percent		
10	62.50%		Extremely well
4	25.00%		Moderately well
2	12.50%		Slightly well
0	0.00%		Not at all well
0	0.00%		Not applicable
16 Respondents			
<b>Top 1</b>	62.50% (10)	<b>Bottom 1</b>	0.00% (0)
<b>Mean</b>	3.50	<b>Std Deviation</b>	0.73
<b>Median</b>	4.00	<b>Std Error</b>	0.18
<b>Mode</b>	4	<b>Confidence Interval @ 95%</b>	3.14-3.86

Q7. As you complete your one-year term, how well do you feel you are able to do the following things? - Accept responsibility for your decisions

Count	Percent		
12	75.00%		Extremely well
4	25.00%		Moderately well
0	0.00%		Slightly well
0	0.00%		Not at all well
0	0.00%		Not applicable
16 Respondents			
<b>Top 1</b>	75.00% (12)	<b>Bottom 1</b>	0.00% (0)
<b>Mean</b>	3.75	<b>Std Deviation</b>	0.45
<b>Median</b>	4.00	<b>Std Error</b>	0.11
<b>Mode</b>	4	<b>Confidence Interval @ 95%</b>	3.53-3.97

Q8. As you complete your one-year term, how well do you feel you are able to do the following things? - Adapt to a variety of situations

Count	Percent		
9	56.25%		Extremely well
5	31.25%		Moderately well
1	6.25%		Slightly well
1	6.25%		Not at all well
0	0.00%		Not applicable
16 Respondents			
<b>Top 1</b>	56.25% (9)	<b>Bottom 1</b>	6.25% (1)
<b>Mean</b>	3.38	<b>Std Deviation</b>	0.89
<b>Median</b>	4.00	<b>Std Error</b>	0.22
<b>Mode</b>	4	<b>Confidence Interval @ 95%</b>	2.94-3.81

Q9. As you complete your one-year term, how well do you feel you are able to do the following things? - Anticipate how your decisions impact those around you

Count	Percent		
9	56.25%		Extremely well
7	43.75%		Moderately well
0	0.00%		Slightly well
0	0.00%		Not at all well
0	0.00%		Not applicable
16 Respondents			
<b>Top 1</b>	56.25% (9)	<b>Bottom 1</b>	0.00% (0)
<b>Mean</b>	3.56	<b>Std Deviation</b>	0.51
<b>Median</b>	4.00	<b>Std Error</b>	0.13
<b>Mode</b>	4	<b>Confidence Interval @ 95%</b>	3.31-3.81

Q10. As you complete your one-year term, how well do you feel you are able to do the following things? - Adapt your plan/project when unexpected changes occurred

Count	Percent		
9	56.25%		Extremely well
5	31.25%		Moderately well
2	12.50%		Slightly well
0	0.00%		Not at all well
0	0.00%		Not applicable
16 Respondents			
<b>Top 1</b>	56.25% (9)	<b>Bottom 1</b>	0.00% (0)
<b>Mean</b>	3.44	<b>Std Deviation</b>	0.73
<b>Median</b>	4.00	<b>Std Error</b>	0.18
<b>Mode</b>	4	<b>Confidence Interval @ 95%</b>	3.08-3.79






Q11. As you complete your one-year term, how well do you feel you are able to do the following things? - Manage your emotions under stressful circumstances

Count	Percent		
8	50.00%		Extremely well
6	37.50%		Moderately well
1	6.25%		Slightly well
0	0.00%		Not at all well
1	6.25%		Not applicable
16 Respondents			
<b>Top 1</b>	53.33% (8)	<b>Bottom 1</b>	0.00% (0)
<b>Mean</b>	3.47	<b>Std Deviation</b>	0.64
<b>Median</b>	4.00	<b>Std Error</b>	0.17
<b>Mode</b>	4	<b>Confidence Interval @ 95%</b>	3.14-3.79

Q12. As you complete your one-year term, how well do you feel you are able to do the following things? - Manage time (e.g., meeting deadlines, completing tasks on time)

Count	Percent		
9	56.25%		Extremely well
5	31.25%		Moderately well
2	12.50%		Slightly well
0	0.00%		Not at all well
0	0.00%		Not applicable
16 Respondents			
<b>Top 1</b>	56.25% (9)	<b>Bottom 1</b>	0.00% (0)
<b>Mean</b>	3.44	<b>Std Deviation</b>	0.73
<b>Median</b>	4.00	<b>Std Error</b>	0.18
<b>Mode</b>	4	<b>Confidence Interval @ 95%</b>	3.08-3.79






Q13. As you complete your one-year term, how well do you feel you are able to do the following things? - Motivate your team or committee

Count	Percent		
8	50.00%		Extremely well
4	25.00%		Moderately well
3	18.75%		Slightly well
1	6.25%		Not at all well
0	0.00%		Not applicable
16 Respondents			
<b>Top 1</b>	50.00% (8)	<b>Bottom 1</b>	6.25% (1)
<b>Mean</b>	3.19	<b>Std Deviation</b>	0.98
<b>Median</b>	3.50	<b>Std Error</b>	0.25
<b>Mode</b>	4	<b>Confidence Interval @ 95%</b>	2.71-3.67

Q14. As you complete your one-year term, how well do you feel you are able to do the following things? - Resolve conflict within a group

Count	Percent		
9	56.25%		Extremely well
6	37.50%		Moderately well
1	6.25%		Slightly well
0	0.00%		Not at all well
0	0.00%		Not applicable
16 Respondents			
<b>Top 1</b>	56.25% (9)	<b>Bottom 1</b>	0.00% (0)
<b>Mean</b>	3.50	<b>Std Deviation</b>	0.63
<b>Median</b>	4.00	<b>Std Error</b>	0.16
<b>Mode</b>	4	<b>Confidence Interval @ 95%</b>	3.19-3.81

Q15. As you complete your one-year term, how well do you feel you are able to do the following things? - Develop agreeable solutions for both sides

Count	Percent		
9	56.25%		Extremely well
6	37.50%		Moderately well
1	6.25%		Slightly well
0	0.00%		Not at all well
0	0.00%		Not applicable
16 Respondents			
<b>Top 1</b>	56.25% (9)	<b>Bottom 1</b>	0.00% (0)
<b>Mean</b>	3.50	<b>Std Deviation</b>	0.63
<b>Median</b>	4.00	<b>Std Error</b>	0.16
<b>Mode</b>	4	<b>Confidence Interval @ 95%</b>	3.19-3.81

Q16. As you complete your one-year term, how well do you feel you are able to do the following things? - Understand the differences between needs and wants

Count	Percent		
10	62.50%		Extremely well
5	31.25%		Moderately well
1	6.25%		Slightly well
0	0.00%		Not at all well
0	0.00%		Not applicable
16 Respondents			
<b>Top 1</b>	62.50% (10)	<b>Bottom 1</b>	0.00% (0)
<b>Mean</b>	3.56	<b>Std Deviation</b>	0.63
<b>Median</b>	4.00	<b>Std Error</b>	0.16
<b>Mode</b>	4	<b>Confidence Interval @ 95%</b>	3.25-3.87

Q17. As you complete your one-year term, how well do you feel you are able to do the following things? - Listen effectively (e.g., not interrupting, hearing vs. listening)

Count	Percent		
9	56.25%		Extremely well
6	37.50%		Moderately well
1	6.25%		Slightly well
0	0.00%		Not at all well
0	0.00%		Not applicable
16 Respondents			
<b>Top 1</b>	56.25% (9)	<b>Bottom 1</b>	0.00% (0)
<b>Mean</b>	3.50	<b>Std Deviation</b>	0.63
<b>Median</b>	4.00	<b>Std Error</b>	0.16
<b>Mode</b>	4	<b>Confidence Interval @ 95%</b>	3.19-3.81

Q18. As you complete your one-year term, how well do you feel you are able to do the following things? - Collaborate with peers and other groups

Count	Percent		
13	81.25%		Extremely well
3	18.75%		Moderately well
0	0.00%		Slightly well
0	0.00%		Not at all well
0	0.00%		Not applicable
16 Respondents			
<b>Top 1</b>	81.25% (13)	<b>Bottom 1</b>	0.00% (0)
<b>Mean</b>	3.81	<b>Std Deviation</b>	0.40
<b>Median</b>	4.00	<b>Std Error</b>	0.10
<b>Mode</b>	4	<b>Confidence Interval @ 95%</b>	3.61-4.01

Q19. As you complete your one-year term, how well do you feel you are able to do the following things? - Delegate tasks to others

Count	Percent		
5	31.25%		Extremely well
7	43.75%		Moderately well
4	25.00%		Slightly well
0	0.00%		Not at all well
0	0.00%		Not applicable
16 Respondents			
<b>Top 1</b>	31.25% (5)	<b>Bottom 1</b>	0.00% (0)
<b>Mean</b>	3.06	<b>Std Deviation</b>	0.77
<b>Median</b>	3.00	<b>Std Error</b>	0.19
<b>Mode</b>	3	<b>Confidence Interval @ 95%</b>	2.68-3.44






Q20. As you complete your one-year term, how well do you feel you are able to do the following things? - Determine the tasks required to meet your objectives

Count	Percent		
9	56.25%		Extremely well
6	37.50%		Moderately well
1	6.25%		Slightly well
0	0.00%		Not at all well
0	0.00%		Not applicable
16 Respondents			
<b>Top 1</b>	56.25% (9)	<b>Bottom 1</b>	0.00% (0)
<b>Mean</b>	3.50	<b>Std Deviation</b>	0.63
<b>Median</b>	4.00	<b>Std Error</b>	0.16
<b>Mode</b>	4	<b>Confidence Interval @ 95%</b>	3.19-3.81

Q21. As you complete your one-year term, how well do you feel you are able to do the following things? - Prioritize tasks to meet deadlines

Count	Percent		
5	31.25%		Extremely well
9	56.25%		Moderately well
2	12.50%		Slightly well
0	0.00%		Not at all well
0	0.00%		Not applicable
16 Respondents			
<b>Top 1</b>	31.25% (5)	<b>Bottom 1</b>	0.00% (0)
<b>Mean</b>	3.19	<b>Std Deviation</b>	0.66
<b>Median</b>	3.00	<b>Std Error</b>	0.16
<b>Mode</b>	3	<b>Confidence Interval @ 95%</b>	2.87-3.51




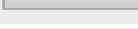

Q22. As you complete your one-year term, how well do you feel you are able to do the following things? - Identify and utilize resources

Count	Percent		
11	68.75%		Extremely well
4	25.00%		Moderately well
0	0.00%		Slightly well
1	6.25%		Not at all well
0	0.00%		Not applicable
16 Respondents			
<b>Top 1</b>	68.75% (11)	<b>Bottom 1</b>	6.25% (1)
<b>Mean</b>	3.56	<b>Std Deviation</b>	0.81
<b>Median</b>	4.00	<b>Std Error</b>	0.20
<b>Mode</b>	4	<b>Confidence Interval @ 95%</b>	3.16-3.96

Q23. As you complete your one-year term, how well do you feel you are able to do the following things? - Effectively manage your time


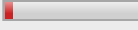



Count	Percent		
9	56.25%		Extremely well
6	37.50%		Moderately well
1	6.25%		Slightly well
0	0.00%		Not at all well
0	0.00%		Not applicable
16 Respondents			
<b>Top 1</b>	56.25% (9)	<b>Bottom 1</b>	0.00% (0)
<b>Mean</b>	3.50	<b>Std Deviation</b>	0.63
<b>Median</b>	4.00	<b>Std Error</b>	0.16
<b>Mode</b>	4	<b>Confidence Interval @ 95%</b>	3.19-3.81

Q24. As you complete your one-year term, how well do you feel you are able to do the following things? - Accept responsibility for the completion or failure to meet deadlines






Count	Percent		
11	68.75%		Extremely well
4	25.00%		Moderately well
1	6.25%		Slightly well
0	0.00%		Not at all well
0	0.00%		Not applicable
16 Respondents			
<b>Top 1</b>	68.75% (11)	<b>Bottom 1</b>	0.00% (0)
<b>Mean</b>	3.63	<b>Std Deviation</b>	0.62
<b>Median</b>	4.00	<b>Std Error</b>	0.15
<b>Mode</b>	4	<b>Confidence Interval @ 95%</b>	3.32-3.93








Q25. As you complete your one-year term, how well do you feel you are able to do the following things? - Value the diversity of attitudes and beliefs of others

Count	Percent		
12	85.71%		Extremely well
2	14.29%		Moderately well
0	0.00%		Slightly well
0	0.00%		Not at all well
0	0.00%		Not applicable
14 Respondents			
<b>Top 1</b>	85.71% (12)	<b>Bottom 1</b>	0.00% (0)
<b>Mean</b>	3.86	<b>Std Deviation</b>	0.36
<b>Median</b>	4.00	<b>Std Error</b>	0.10
<b>Mode</b>	4	<b>Confidence Interval @ 95%</b>	3.67-4.05

Q26. As you complete your one-year term, how well do you feel you are able to do the following things? - Use a time management device (e.g., planner, calendar) to schedule meetings, classes, and more

Count	Percent		
10	71.43%		Extremely well
3	21.43%		Moderately well
1	7.14%		Slightly well
0	0.00%		Not at all well
0	0.00%		Not applicable
14 Respondents			
<b>Top 1</b>	71.43% (10)	<b>Bottom 1</b>	0.00% (0)
<b>Mean</b>	3.64	<b>Std Deviation</b>	0.63
<b>Median</b>	4.00	<b>Std Error</b>	0.17
<b>Mode</b>	4	<b>Confidence Interval @ 95%</b>	3.31-3.97

Q27. As you complete your one-year term, how well do you feel you are able to do the following things? - Use your leadership role to empower others

Count	Percent		
10	71.43%		Extremely well
4	28.57%		Moderately well
0	0.00%		Slightly well
0	0.00%		Not at all well
0	0.00%		Not applicable
14 Respondents			
<b>Top 1</b>	71.43% (10)	<b>Bottom 1</b>	0.00% (0)
<b>Mean</b>	3.71	<b>Std Deviation</b>	0.47
<b>Median</b>	4.00	<b>Std Error</b>	0.13
<b>Mode</b>	4	<b>Confidence Interval @ 95%</b>	3.47-3.96

Q28. As you complete your one-year term, how well do you feel you are able to do the following things? - Communicate directly and honestly

Count	Percent		
11	78.57%		Extremely well
3	21.43%		Moderately well
0	0.00%		Slightly well
0	0.00%		Not at all well
0	0.00%		Not applicable
14 Respondents			
<b>Top 1</b>	78.57% (11)	<b>Bottom 1</b>	0.00% (0)
<b>Mean</b>	3.79	<b>Std Deviation</b>	0.43
<b>Median</b>	4.00	<b>Std Error</b>	0.11
<b>Mode</b>	4	<b>Confidence Interval @ 95%</b>	3.56-4.01






Q29. As you complete your one-year term, how well do you feel you are able to do the following things? - Value different leadership styles

Count	Percent		
11	78.57%		Extremely well
2	14.29%		Moderately well
1	7.14%		Slightly well
0	0.00%		Not at all well
0	0.00%		Not applicable
14 Respondents			
<b>Top 1</b>	78.57% (11)	<b>Bottom 1</b>	0.00% (0)
<b>Mean</b>	3.71	<b>Std Deviation</b>	0.61
<b>Median</b>	4.00	<b>Std Error</b>	0.16
<b>Mode</b>	4	<b>Confidence Interval @ 95%</b>	3.39-4.03






Q30. As you complete your one-year term, how well do you feel you are able to do the following things? - Compromise

Count	Percent		
11	78.57%		Extremely well
3	21.43%		Moderately well
0	0.00%		Slightly well
0	0.00%		Not at all well
0	0.00%		Not applicable
14 Respondents			
<b>Top 1</b>	78.57% (11)	<b>Bottom 1</b>	0.00% (0)
<b>Mean</b>	3.79	<b>Std Deviation</b>	0.43
<b>Median</b>	4.00	<b>Std Error</b>	0.11
<b>Mode</b>	4	<b>Confidence Interval @ 95%</b>	3.56-4.01






Q31. As you complete your one-year term, how well do you feel you are able to do the following things? - Balance independence vs. interdependence

Count	Percent		
8	57.14%		Extremely well
6	42.86%		Moderately well
0	0.00%		Slightly well
0	0.00%		Not at all well
0	0.00%		Not applicable
14 Respondents			
<b>Top 1</b>	57.14% (8)	<b>Bottom 1</b>	0.00% (0)
<b>Mean</b>	3.57	<b>Std Deviation</b>	0.51
<b>Median</b>	4.00	<b>Std Error</b>	0.14
<b>Mode</b>	4	<b>Confidence Interval @ 95%</b>	3.30-3.84

Q32. As you complete your one-year term, how well do you feel you are able to do the following things? - Work cooperatively with others

Count	Percent		
11	78.57%		Extremely well
3	21.43%		Moderately well
0	0.00%		Slightly well
0	0.00%		Not at all well
0	0.00%		Not applicable
14 Respondents			
<b>Top 1</b>	78.57% (11)	<b>Bottom 1</b>	0.00% (0)
<b>Mean</b>	3.79	<b>Std Deviation</b>	0.43
<b>Median</b>	4.00	<b>Std Error</b>	0.11
<b>Mode</b>	4	<b>Confidence Interval @ 95%</b>	3.56-4.01

Q33. As you complete your one-year term, how well do you feel you are able to do the following things? - Act in a manner that exhibits civility and kindness

Count	Percent		
9	64.29%		Extremely well
5	35.71%		Moderately well
0	0.00%		Slightly well
0	0.00%		Not at all well
0	0.00%		Not applicable
14 Respondents			
<b>Top 1</b>	64.29% (9)	<b>Bottom 1</b>	0.00% (0)
<b>Mean</b>	3.64	<b>Std Deviation</b>	0.50
<b>Median</b>	4.00	<b>Std Error</b>	0.13
<b>Mode</b>	4	<b>Confidence Interval @ 95%</b>	3.38-3.90

Q34. As you complete your one-year term, how well do you feel you are able to do the following things? - Confidently approach new situations/people/environments

Count	Percent		
8	57.14%		Extremely well
6	42.86%		Moderately well
0	0.00%		Slightly well
0	0.00%		Not at all well
0	0.00%		Not applicable
14 Respondents			
<b>Top 1</b>	57.14% (8)	<b>Bottom 1</b>	0.00% (0)
<b>Mean</b>	3.57	<b>Std Deviation</b>	0.51
<b>Median</b>	4.00	<b>Std Error</b>	0.14
<b>Mode</b>	4	<b>Confidence Interval @ 95%</b>	3.30-3.84






Q35. As you complete your one-year term, how well do you feel you are able to do the following things? - Seek help when needed

Count	Percent		
7	50.00%		Extremely well
6	42.86%		Moderately well
0	0.00%		Slightly well
0	0.00%		Not at all well
1	7.14%		Not applicable
14 Respondents			
<b>Top 1</b>	53.85% (7)	<b>Bottom 1</b>	0.00% (0)
<b>Mean</b>	3.54	<b>Std Deviation</b>	0.52
<b>Median</b>	4.00	<b>Std Error</b>	0.14
<b>Mode</b>	4	<b>Confidence Interval @ 95%</b>	3.26-3.82






Q36. As you complete your one-year term, how well do you feel you are able to do the following things? - Identify the problem and its source

Count	Percent		
8	57.14%		Extremely well
6	42.86%		Moderately well
0	0.00%		Slightly well
0	0.00%		Not at all well
0	0.00%		Not applicable
14 Respondents			
<b>Top 1</b>	57.14% (8)	<b>Bottom 1</b>	0.00% (0)
<b>Mean</b>	3.57	<b>Std Deviation</b>	0.51
<b>Median</b>	4.00	<b>Std Error</b>	0.14
<b>Mode</b>	4	<b>Confidence Interval @ 95%</b>	3.30-3.84




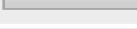

Q37. As you complete your one-year term, how well do you feel you are able to do the following things? - Identify solutions to problems

Count	Percent		
7	50.00%		Extremely well
7	50.00%		Moderately well
0	0.00%		Slightly well
0	0.00%		Not at all well
0	0.00%		Not applicable
14 Respondents			
<b>Top 1</b>	50.00% (7)	<b>Bottom 1</b>	0.00% (0)
<b>Mean</b>	3.50	<b>Std Deviation</b>	0.52
<b>Median</b>	3.50	<b>Std Error</b>	0.14
<b>Mode</b>	3,4	<b>Confidence Interval @ 95%</b>	3.23-3.77






Q38. As you complete your one-year term, how well do you feel you are able to do the following things? - Analyze a situation and determine an appropriate action

Count	Percent		
8	57.14%		Extremely well
4	28.57%		Moderately well
2	14.29%		Slightly well
0	0.00%		Not at all well
0	0.00%		Not applicable
14 Respondents			
<b>Top 1</b>	57.14% (8)	<b>Bottom 1</b>	0.00% (0)
<b>Mean</b>	3.43	<b>Std Deviation</b>	0.76
<b>Median</b>	4.00	<b>Std Error</b>	0.20
<b>Mode</b>	4	<b>Confidence Interval @ 95%</b>	3.03-3.82






Q39. As you complete your one-year term, how well do you feel you are able to do the following things? - Contribute to group problem solving

Count	Percent		
8	57.14%		Extremely well
6	42.86%		Moderately well
0	0.00%		Slightly well
0	0.00%		Not at all well
0	0.00%		Not applicable
14 Respondents			
<b>Top 1</b>	57.14% (8)	<b>Bottom 1</b>	0.00% (0)
<b>Mean</b>	3.57	<b>Std Deviation</b>	0.51
<b>Median</b>	4.00	<b>Std Error</b>	0.14
<b>Mode</b>	4	<b>Confidence Interval @ 95%</b>	3.30-3.84






Q40. As you complete your one-year term, how well do you feel you are able to do the following things? - Be accountable for your own actions

Count	Percent		
13	92.86%		Extremely well
1	7.14%		Moderately well
0	0.00%		Slightly well
0	0.00%		Not at all well
0	0.00%		Not applicable
14 Respondents			
<b>Top 1</b>	<b>92.86%</b> (13)	<b>Bottom 1</b>	0.00% (0)
<b>Mean</b>	3.93	<b>Std Deviation</b>	0.27
<b>Median</b>	4.00	<b>Std Error</b>	0.07
<b>Mode</b>	4	<b>Confidence Interval @ 95%</b>	3.79-4.07






Q41. As you complete your one-year term, how well do you feel you are able to do the following things? - Be a good citizen of your community

Count	Percent		
13	92.86%		Extremely well
1	7.14%		Moderately well
0	0.00%		Slightly well
0	0.00%		Not at all well
0	0.00%		Not applicable
14 Respondents			
<b>Top 1</b>	<b>92.86%</b> (13)	<b>Bottom 1</b>	0.00% (0)
<b>Mean</b>	3.93	<b>Std Deviation</b>	0.27
<b>Median</b>	4.00	<b>Std Error</b>	0.07
<b>Mode</b>	4	<b>Confidence Interval @ 95%</b>	3.79-4.07






Q42. As you complete your one-year term, how well do you feel you are able to do the following things? - Serve the greater community as a function of your role

Count	Percent		
13	92.86%		Extremely well
1	7.14%		Moderately well
0	0.00%		Slightly well
0	0.00%		Not at all well
0	0.00%		Not applicable
14 Respondents			
<b>Top 1</b>	92.86% (13)	<b>Bottom 1</b>	0.00% (0)
<b>Mean</b>	3.93	<b>Std Deviation</b>	0.27
<b>Median</b>	4.00	<b>Std Error</b>	0.07
<b>Mode</b>	4	<b>Confidence Interval @ 95%</b>	3.79-4.07






Q43. As you complete your one-year term, how well do you feel you are able to do the following things? - Realize your role as an individual as well as a member of the group

Count	Percent		
11	78.57%		Extremely well
3	21.43%		Moderately well
0	0.00%		Slightly well
0	0.00%		Not at all well
0	0.00%		Not applicable
14 Respondents			
<b>Top 1</b>	78.57% (11)	<b>Bottom 1</b>	0.00% (0)
<b>Mean</b>	3.79	<b>Std Deviation</b>	0.43
<b>Median</b>	4.00	<b>Std Error</b>	0.11
<b>Mode</b>	4	<b>Confidence Interval @ 95%</b>	3.56-4.01






Q44. As you complete your one-year term, how well do you feel you are able to do the following things? - Demonstrate tolerance and acceptance

Count	Percent		
13	92.86%		Extremely well
1	7.14%		Moderately well
0	0.00%		Slightly well
0	0.00%		Not at all well
0	0.00%		Not applicable
14 Respondents			
<b>Top 1</b>	92.86% (13)	<b>Bottom 1</b>	0.00% (0)
<b>Mean</b>	3.93	<b>Std Deviation</b>	0.27
<b>Median</b>	4.00	<b>Std Error</b>	0.07
<b>Mode</b>	4	<b>Confidence Interval @ 95%</b>	3.79-4.07













Q45. As you complete your one-year term, how well do you feel you are able to do the following things? - Challenge unfair and intolerant behavior

Count	Percent		
9	64.29%		Extremely well
5	35.71%		Moderately well
0	0.00%		Slightly well
0	0.00%		Not at all well
0	0.00%		Not applicable
14 Respondents			
<b>Top 1</b>	64.29% (9)	<b>Bottom 1</b>	0.00% (0)
<b>Mean</b>	3.64	<b>Std Deviation</b>	0.50
<b>Median</b>	4.00	<b>Std Error</b>	0.13
<b>Mode</b>	4	<b>Confidence Interval @ 95%</b>	3.38-3.90

Q46. As you complete your one-year term, how well do you feel you are able to do the following things? - See the connection between self and others

Count	Percent		
10	71.43%		Extremely well
4	28.57%		Moderately well
0	0.00%		Slightly well
0	0.00%		Not at all well
0	0.00%		Not applicable
14 Respondents			
<b>Top 1</b>	71.43% (10)	<b>Bottom 1</b>	0.00% (0)
<b>Mean</b>	3.71	<b>Std Deviation</b>	0.47
<b>Median</b>	4.00	<b>Std Error</b>	0.13
<b>Mode</b>	4	<b>Confidence Interval @ 95%</b>	3.47-3.96

Q47. Please describe the top three things you learned in your position this year:

Count	Respondent %	Response %																																																					
12	100.00%	33.33%	 1.																																																				
<table border="1"> <thead> <tr> <th>Count</th> <th>Percent</th> <th></th> <th></th> </tr> </thead> <tbody> <tr> <td>1</td> <td>8.33%</td> <td></td> <td>ASI is the best.</td> </tr> <tr> <td>1</td> <td>8.33%</td> <td></td> <td>COMMUNICATION is key!</td> </tr> <tr> <td>1</td> <td>8.33%</td> <td></td> <td>Confidence</td> </tr> <tr> <td>1</td> <td>8.33%</td> <td></td> <td>I learned about a huge number of resources around me and how to use them.</td> </tr> <tr> <td>1</td> <td>8.33%</td> <td></td> <td>I learned how to manage time and prioritize.</td> </tr> <tr> <td>1</td> <td>8.33%</td> <td></td> <td>Learned how to utilize on-campus resources to put on a campus event.</td> </tr> <tr> <td>1</td> <td>8.33%</td> <td></td> <td>Persistence is necessary in order to discover a solution to a problem.</td> </tr> <tr> <td>1</td> <td>8.33%</td> <td></td> <td>The Function of the ASI Senate</td> </tr> <tr> <td>1</td> <td>8.33%</td> <td></td> <td>time management</td> </tr> <tr> <td>2</td> <td>16.67%</td> <td></td> <td>Time management</td> </tr> <tr> <td>1</td> <td>8.33%</td> <td></td> <td>Utilizing resources</td> </tr> </tbody> </table>				Count	Percent			1	8.33%		ASI is the best.	1	8.33%		COMMUNICATION is key!	1	8.33%		Confidence	1	8.33%		I learned about a huge number of resources around me and how to use them.	1	8.33%		I learned how to manage time and prioritize.	1	8.33%		Learned how to utilize on-campus resources to put on a campus event.	1	8.33%		Persistence is necessary in order to discover a solution to a problem.	1	8.33%		The Function of the ASI Senate	1	8.33%		time management	2	16.67%		Time management	1	8.33%		Utilizing resources				
Count	Percent																																																						
1	8.33%		ASI is the best.																																																				
1	8.33%		COMMUNICATION is key!																																																				
1	8.33%		Confidence																																																				
1	8.33%		I learned about a huge number of resources around me and how to use them.																																																				
1	8.33%		I learned how to manage time and prioritize.																																																				
1	8.33%		Learned how to utilize on-campus resources to put on a campus event.																																																				
1	8.33%		Persistence is necessary in order to discover a solution to a problem.																																																				
1	8.33%		The Function of the ASI Senate																																																				
1	8.33%		time management																																																				
2	16.67%		Time management																																																				
1	8.33%		Utilizing resources																																																				
12	100.00%	33.33%	 2.																																																				
<table border="1"> <thead> <tr> <th>Count</th> <th>Percent</th> <th></th> <th></th> </tr> </thead> <tbody> <tr> <td>1</td> <td>8.33%</td> <td></td> <td>communication</td> </tr> <tr> <td>1</td> <td>8.33%</td> <td></td> <td>Enthusiasm is a great motivator.</td> </tr> <tr> <td>1</td> <td>8.33%</td> <td></td> <td>Good people exists.</td> </tr> <tr> <td>1</td> <td>8.33%</td> <td></td> <td>How to put on successful events.</td> </tr> <tr> <td>1</td> <td>8.33%</td> <td></td> <td>I learned how to communicate better with others.</td> </tr> <tr> <td>1</td> <td>8.33%</td> <td></td> <td>Leadership</td> </tr> <tr> <td>1</td> <td>8.33%</td> <td></td> <td>Onsite task delegation and event management</td> </tr> <tr> <td>1</td> <td>8.33%</td> <td></td> <td>professionalism</td> </tr> <tr> <td>1</td> <td>8.33%</td> <td></td> <td>Start early with a solid plan.</td> </tr> <tr> <td>1</td> <td>8.33%</td> <td></td> <td>Team work</td> </tr> <tr> <td>1</td> <td>8.33%</td> <td></td> <td>The Bylaws of the ASI Senate</td> </tr> <tr> <td>1</td> <td>8.33%</td> <td></td> <td>Understand the proper marketing techniques to effectively promote an event.</td> </tr> </tbody> </table>				Count	Percent			1	8.33%		communication	1	8.33%		Enthusiasm is a great motivator.	1	8.33%		Good people exists.	1	8.33%		How to put on successful events.	1	8.33%		I learned how to communicate better with others.	1	8.33%		Leadership	1	8.33%		Onsite task delegation and event management	1	8.33%		professionalism	1	8.33%		Start early with a solid plan.	1	8.33%		Team work	1	8.33%		The Bylaws of the ASI Senate	1	8.33%		Understand the proper marketing techniques to effectively promote an event.
Count	Percent																																																						
1	8.33%		communication																																																				
1	8.33%		Enthusiasm is a great motivator.																																																				
1	8.33%		Good people exists.																																																				
1	8.33%		How to put on successful events.																																																				
1	8.33%		I learned how to communicate better with others.																																																				
1	8.33%		Leadership																																																				
1	8.33%		Onsite task delegation and event management																																																				
1	8.33%		professionalism																																																				
1	8.33%		Start early with a solid plan.																																																				
1	8.33%		Team work																																																				
1	8.33%		The Bylaws of the ASI Senate																																																				
1	8.33%		Understand the proper marketing techniques to effectively promote an event.																																																				
12	100.00%	33.33%	 3.																																																				
<table border="1"> <thead> <tr> <th>Count</th> <th>Percent</th> <th></th> <th></th> </tr> </thead> <tbody> <tr> <td></td> <td></td> <td></td> <td></td> </tr> </tbody> </table>				Count	Percent																																																		
Count	Percent																																																						
																																																							



1	8.33%	<input type="checkbox"/>	communication skills
1	8.33%	<input type="checkbox"/>	Communication with student leaders and other groups and organizations benefits everyone. It makes events easier.
1	8.33%	<input type="checkbox"/>	Contributing constructive group ideas
1	8.33%	<input type="checkbox"/>	Don't take on too much.
1	8.33%	<input type="checkbox"/>	How to learn from mistakes that I never thought would happen, and how not to repeat them in the future.
1	8.33%	<input type="checkbox"/>	I learned to be more responsible and efficient.
1	8.33%	<input type="checkbox"/>	Learned how to manage my time in an efficient matter.
1	8.33%	<input type="checkbox"/>	Organization
1	8.33%	<input type="checkbox"/>	Professionalism
1	8.33%	<input type="checkbox"/>	Use your resources, there are many around you and can help improve anything if you plan well.
1	8.33%	<input type="checkbox"/>	What the functions are of my Council
1	8.33%	<input type="checkbox"/>	working with others

12 Respondents

36 Responses

Q48. What prepared you most for your ASI position?

Count	Percent		
7	53.85%	<input checked="" type="checkbox"/>	On the job/Figuring it out on your own
1	7.69%	<input type="checkbox"/>	Learning from your fellow student leaders
2	15.38%	<input type="checkbox"/>	Advising/One-on-ones with Advisors
1	7.69%	<input type="checkbox"/>	Retreats/Workshops/Group trainings
2	15.38%	<input type="checkbox"/>	Other (please specify)

Count	Percent		
1	50.00%	<input checked="" type="checkbox"/>	My brother
1	50.00%	<input checked="" type="checkbox"/>	prior years experiance


13 Respondents











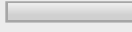
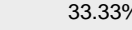
Q49. What are the three most important topics to cover at the summer retreat?


Count	Respondent %	Response %	
12	100.00%	33.33%	<input checked="" type="checkbox"/> 1.


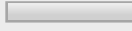

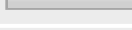

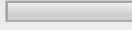

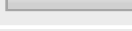




  

Count	Percent		
1	8.33%	<input type="checkbox"/>	Budgets
1	8.33%	<input type="checkbox"/>	Communication
1	8.33%	<input type="checkbox"/>	communication skills
1	8.33%	<input type="checkbox"/>	Communication.
1	8.33%	<input type="checkbox"/>	Confidence
1	8.33%	<input type="checkbox"/>	Group activities to get to know one another
1	8.33%	<input type="checkbox"/>	How important e-mails to check be up on and not ignore and reply reply reply
1	8.33%	<input type="checkbox"/>	On-campus resources.
1	8.33%	<input type="checkbox"/>	Program proposals and how to complete them.
1	8.33%	<input type="checkbox"/>	Relying on others
1	8.33%	<input type="checkbox"/>	Senate meeting procedures
1	8.33%	<input type="checkbox"/>	What each position entails?

12 100.00% 33.33%  2.

Count	Percent		
1	8.33%		Advocacy
1	8.33%		Being an ASI volunteer for events such as Midnight Madness and BSC Open house are a responsibilities of student leaders and is a great opportunity to interact with the student body that they represent. Don't think because BEAT puts on events that Student Government shouldn't help.
1	8.33%		inter-office professionalism and how to work in a close environment
1	8.33%		Marketing techniques.
1	8.33%		Mention all resources and how we can take advantage of them.
1	8.33%		motivating and developing a solid committee
1	8.33%		Responsibility and accountability.
1	8.33%		Responsibility and Accountability to your tasks/duties.
1	8.33%		Roberts rules
1	8.33%		SAN and Outlook Training
1	8.33%		Time commitment and responsibilities of a student leader (in general).
1	8.33%		Timeline


12 100.00% 33.33%  3.


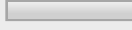





Count	Percent		
1	8.33%		Collaboration and Team Work
1	8.33%		Communication
1	8.33%		Goals and ideas.
1	8.33%		How to properly and effectively recruit your committee.
1	8.33%		Interaction with the study body = more transparency also brings more student to become more involved with ASI
1	8.33%		learning to thoroughly manage creative ideas and make them realities
1	8.33%		Marketing for an event.
1	8.33%		Mock meeting
1	8.33%		Personal development
1	8.33%		Resources
1	8.33%		Responsibilities within council and senate
1	8.33%		the importance of your role in asi

12 Respondents

36 Responses

Q50. From what you learned in your position this year, what should be the top three priorities of a student leader?

Count Respondent % Response %  1.

Count	Percent		
1	8.33%		"Students Serving Students"
1	8.33%		advocacy
1	8.33%		Confidence
1	8.33%		creating new leaders
1	8.33%		Getting tasks done within in timely manner -such as reports or paperwork that is asked for
1	8.33%		Organization.
1	8.33%		Play

1	8.33%	<input type="text"/>	Responsibility and Accountability to your tasks/duties. (SERVING STUDENTS)
1	8.33%	<input type="text"/>	School
1	8.33%	<input type="text"/>	School pride and unity.
1	8.33%	<input type="text"/>	time management
1	8.33%	<input type="text"/>	To communicate well with other student leaders and groups and organization on campus.
12	100.00%	33.33% <input type="text"/>	2.

Count	Percent		
1	8.33%	<input type="text"/>	being a part of a group, and not an individual
1	8.33%	<input type="text"/>	Being an advocate
1	8.33%	<input type="text"/>	Creating on-campus live.
1	8.33%	<input type="text"/>	Dedication
1	8.33%	<input type="text"/>	Make sure our campus is a good educational and entertaining environment.
1	8.33%	<input type="text"/>	realistic goals
1	8.33%	<input type="text"/>	Responding in a timely manner to emails, and speaking respectfully with those you interact with
1	8.33%	<input type="text"/>	Responsibility.
1	8.33%	<input type="text"/>	Study
1	8.33%	<input type="text"/>	successfully serving the greater community
1	8.33%	<input type="text"/>	Teamwork
1	8.33%	<input type="text"/>	To set oneself as an example and lead others by it.
12	100.00%	33.33% <input type="text"/>	3.

Count	Percent		
1	8.33%	<input type="text"/>	Acknowledge other students and leaders on their achievements and progress.
1	8.33%	<input type="text"/>	And promoting more school pride.
1	8.33%	<input type="text"/>	being approachable, and being ahead of the game
1	8.33%	<input type="text"/>	Communication
1	8.33%	<input type="text"/>	Exist
1	8.33%	<input type="text"/>	Grades of course, and maintaining a good academic standing.
1	8.33%	<input type="text"/>	Having fun and encouraging others to do the same by becoming involved on campus.
1	8.33%	<input type="text"/>	owning up to your duties and knowing what duties they actually have
1	8.33%	<input type="text"/>	Respect
1	8.33%	<input type="text"/>	selfless service
1	8.33%	<input type="text"/>	setting and thoroughly finishing goals
1	8.33%	<input type="text"/>	Time management

12 Respondents

36 Responses

Q51. What is required to build an effective team?

Count	Percent	
12	100.00%	<input type="text"/>

Count	Percent		
1	8.33%	<input type="text"/>	Being able to be listen to a team and work on the ideas provided by your team. Praising team members who show great enthusiasm and step up to take on different tasks. Encourage team members to meet the deadlines and work on the tasks provided to them by being "the example" and meeting your own deadlines.
1	8.33%	<input type="text"/>	collaboration

1	8.33%	<input type="checkbox"/>	Communication
1	8.33%	<input type="checkbox"/>	Communication and holding oneself and others responsible for their duties and actions
1	8.33%	<input type="checkbox"/>	Communication and trust are absolutely necessary to build an effective and cohesive team. It will help create an atmosphere of trust and support.
1	8.33%	<input type="checkbox"/>	Communication, teamwork, mutual respect and consistency.
1	8.33%	<input type="checkbox"/>	LOTS OF COMMUNICATION.
1	8.33%	<input type="checkbox"/>	Respect, communication and trust
1	8.33%	<input type="checkbox"/>	strong and outgoing personality and tasks or positions that need to be fulfilled
1	8.33%	<input type="checkbox"/>	teamwork, interpersonal relationships, communication
1	8.33%	<input type="checkbox"/>	Trust
1	8.33%	<input type="checkbox"/>	Understanding, communication, diligence, hard work and research, managing time and stress and having fun!
12 Respondents			

**Q52. Describe how your leadership style has changed during your one-year term:**

Count	Percent	
12	100.00%	<input checked="" type="checkbox"/>
Count	Percent	
1	8.33%	<input type="checkbox"/> Going through my first year term on ASI, I now know my limitations and how to utilize my resources and committee members for help.
1	8.33%	<input type="checkbox"/> hasn't changed
1	8.33%	<input type="checkbox"/> I am able to work better with others and I am more confident in myself
1	8.33%	<input type="checkbox"/> I feel that I have become much more professional and adaptable to various scenarios. I feel I can also navigate administrative communications much better. I also recognize the importance of taking a step back, listening and then moving forward.
1	8.33%	<input type="checkbox"/> I learned how to trust my decision. How to become a better leader and communicate my ideas effectively.
1	8.33%	<input type="checkbox"/> I used to be extremely shy and wouldn't approach any other student in any situation. Now I can approach anyone without any hesitation.
1	8.33%	<input type="checkbox"/> I've learned that I need to become more direct in delegating tasks with my committee
1	8.33%	<input type="checkbox"/> it became more dynamic and adapting to various situations.
1	8.33%	<input type="checkbox"/> Less passive aggressive
1	8.33%	<input type="checkbox"/> My leadership style grew and I learned a lot from other student leaders.
1	8.33%	<input type="checkbox"/> My leadership style has morphed into one of persistence and respect. Assertiveness and persistence aid in effective communication and getting whatever needs to be done completed. Being soft-spoken does not establish competence.
1	8.33%	<input type="checkbox"/> Roller coaster ride but I think it's back at its starting point.
12 Respondents		

**Q53. How can student leaders better communicate with each other and with the campus community?**

Count	Percent	
12	100.00%	<input checked="" type="checkbox"/>
Count	Percent	
1	8.33%	<input type="checkbox"/> Always be available to listen to your council or clubs
1	8.33%	<input type="checkbox"/> Be more involved in student groups and ASI related events like Outreach tour, BSC Open house. Also participate with events around campus like the Heritage Months and Athletic events and Council events
1	8.33%	<input type="checkbox"/> being open to listening to others, being approachable
1	8.33%	<input type="checkbox"/> By effecting showing passion. If a student leader cares about other students leaders and the campus in general, one can use his or her own personality to effectively communicate to others.

1	8.33%	<input type="checkbox"/>	Check and respond to emails more often. That's the only effective way; the use of our emails.
1	8.33%	<input type="checkbox"/>	Eliminate fear and hate.
1	8.33%	<input type="checkbox"/>	Get involved with other organizations!
1	8.33%	<input type="checkbox"/>	more visibility
1	8.33%	<input type="checkbox"/>	Planning their time well, using their resources, answering emails and messages in a timely fashion, going to meetings, talking with others and taking the extra step to investigate any area.
1	8.33%	<input type="checkbox"/>	Proper game planning and following through with the plan of action. Holding each other accountable and responsible.
1	8.33%	<input type="checkbox"/>	Students must be honest with themselves and their peers. To effectively communicate with the campus community, student leaders need to talk with their friends and acquaintances, send emails, and post information around campus and online.
1	8.33%	<input type="checkbox"/>	To improve the communication between the student leaders, I think it is important to conduct quarterly workshops or retreats where all the student leaders meet and get to know each other better. This way, they won't hesitate in approaching each other. Also, emphasize on using email service more. For campus community, may be have weekly or monthly booths outside at different locations letting all the students know about what is going on in ASI.

12 Respondents

Q54. Is compromise helpful or harmful to achieving one's goals? Explain.

Count      Percent

12      100.00% 

Count	Percent		
1	8.33%	<input type="checkbox"/>	Both. All things need balance, there is always some compromise to fit an overall group's needs but never so much that the main goal is averted.
1	8.33%	<input type="checkbox"/>	both. it depends on the skill of the negotiators. one person can be entirely dominated in the sake of compromise, while another person receives more than they should have. Typically it would be helpful, you need to give a little to receive a little; you cannot just take in society.
1	8.33%	<input type="checkbox"/>	Definitely helpful! With compromise, mutual agreements and goals can be met. Without compromises, there would be constant disputes.
1	8.33%	<input type="checkbox"/>	Depends on the compromise. If it is beneficial and can still finish the task. If not then it would be harmful
1	8.33%	<input type="checkbox"/>	Depends on the situation. Compromise makes a person grow and consider other human beings. Compromise due to another's selfish arrogance deters one's goals.
1	8.33%	<input type="checkbox"/>	helpful, but always make sure you have the full information. You cannot base information purely on one person, or yourself. do enough research
1	8.33%	<input type="checkbox"/>	Helpful. Working together and having more people pumped for a goal is better then having half a team because no compromise was made.
1	8.33%	<input type="checkbox"/>	It all depends on the situation. Compromising is only helpful if both parties see a benefit/reasoning to the proposition.
1	8.33%	<input type="checkbox"/>	IT could be helpful and harmful at the same time. Helpful if you are assisted to reach your goals, harmful if your compromise leads to giving up your goals.
1	8.33%	<input type="checkbox"/>	It honestly depends on the situation. In the event of a compromise, one must question the motives of everyone involved, including themselves and evaluate them. Then, the individual must make a decision based on what he/she learned.
1	8.33%	<input type="checkbox"/>	sometimes it's both, it depends on the goal and how realistic it is. There are items and objects that may need to be compromised because of many different reasons and that could always affect a goal
1	8.33%	<input type="checkbox"/>	Whether a compromise is helpful or harmful depends on the type of goal that needs to be achieved. If a situation arises at the last minute and the only thing one can do is either compromise or put a stop to whatever they are doing, then a compromise won't hurt. On the other hand, if there is time and resources and someone wants to compromise just to get to the goal quickly then it might harm their goal or give rise to some kind of hindrance in the way of achieving that goal.

12 Respondents

Q55. How have your organizational skills improved (or not) as a result of your position?

Count	Percent	
12	100.00%	
Count	Percent	
1	8.33%	<input type="checkbox"/> At one point I started to be really unorganized because some things overlapped with others and there are only so many tabs you can use before the usefulness of doing so deteriorates. I would reorganize every so often but things would just go together again due to this being related to that and that related to another. Some documents were a chain of supporting documents that should stay together but were separate in nature so it was hard to delegate how to distinguish them.
1	8.33%	<input type="checkbox"/> BEAT required a lot of organization whether it was paperwork, deadlines or marketing.
1	8.33%	<input type="checkbox"/> I am completely dependent on color-coded calendars, which have the times of events written at least fifteen or thirty minutes earlier than they really are. This enables be to actually be on time since I am not a punctual individual. I also expect events to have an earlier starting time and a later ending time. It gives me time to go from one event to another and not let something unexpected catch me too much by surprise.
1	8.33%	<input type="checkbox"/> I have always been organized
1	8.33%	<input type="checkbox"/> I have become more logistically minded and more conscious of the little details that are essential to get work done
1	8.33%	<input type="checkbox"/> I have definitely become extremely organized. I am not perfect at it but I have definitely improved a lot in my organizational skills. I didn't used to have a "To-do lists" or any other kinds of reminders to keep me on task and deadline, but now I do. I have learned to manage time efficiently as well.
1	8.33%	<input type="checkbox"/> I know how to work a computer calander now
1	8.33%	<input type="checkbox"/> I learned how to time manage different priorities and goals.
1	8.33%	<input type="checkbox"/> most definitely, in so many ways.
1	8.33%	<input type="checkbox"/> Much more improved. Have better skills with communications via email, and other resources as well as understanding what needs to be done to accomplish a task and in what order.
1	8.33%	<input type="checkbox"/> My organizational skills have improved tremendously since holding this position.
1	8.33%	<input type="checkbox"/> yes. I can juggle meetings like a champ.
12	Respondents	

Q56. As you leave your position, will you continue to be a leader in your community? Explain.

Count	Percent	
12	100.00%	
Count	Percent	
1	8.33%	<input type="checkbox"/> always I've learned a lot from this position and I've established a large network of friends and colleagues who would be willing to help me in executing events in the community
1	8.33%	<input type="checkbox"/> Definitely, yes. It's really not about the position of leadership, it's just a matter of doing the right thing. That really makes you a leader. Disregard any negativity because it doesn't really matter. Just be yourself.
1	8.33%	<input type="checkbox"/> I am now the president of my club and I will have a job next year
1	8.33%	<input type="checkbox"/> I will always strive to be a leader in my community and everything else I do in the future.
1	8.33%	<input type="checkbox"/> May be? Last year of college.... so who knows.
1	8.33%	<input type="checkbox"/> Of course, I feel like I have always been a leader in a way and will continue to assist students around me and inform them of all the resources around them.
1	8.33%	<input type="checkbox"/> Probably. I got elected to another position.
1	8.33%	<input type="checkbox"/> Yes :) I am going to be an ASI Leader once again
1	8.33%	<input type="checkbox"/> YES! ;)
1	8.33%	<input type="checkbox"/> Yes, I will be. I will continue to be involved in the organizations that I have been a part of at my tenure at Cal Poly Pomona.
1	8.33%	<input type="checkbox"/> Yes, I will definitely continue to be a leader in my community and stay a part of ASI next year. I will be the Senator for College of Science which will allow me to stay attached to ASI as well as serve the student body on campus.
1	8.33%	<input type="checkbox"/> Yes, i will still be an active helper within my community and thrive to have my voice be

heard.

12 Respondents