

MCC Winter Quarterly

Description: I have additional edits to the survey. I need to add a few questions and I need to change a few of the existing questions. Thanks! Susan


Date Created: 2/16/2010 4:53:14 PM

Date Range: 2/19/2010 12:00:00 PM - 3/10/2010 11:59:00 PM


Total Respondents: 43

Q1. What is your name?

Count Percent

43 100.00% 

Count Percent

1	2.33%		Balmore Dominguez
1	2.33%		Brian Lozada
1	2.33%		Cami DeGuzman
1	2.33%		Chris Chen
1	2.33%		Christina Rodriguez
1	2.33%		Christopher Campbell
1	2.33%		Christopher Williams
1	2.33%		Eder Blanco
1	2.33%		Eduardo Escobedo
1	2.33%		Evelyn Garcia
1	2.33%		Fredy Torres
1	2.33%		George Cendejas
1	2.33%		Geraldine Pangilinan
1	2.33%		Helen Lieng
1	2.33%		Ida
1	2.33%		JACKY HA
1	2.33%		Jaimie Carlos
1	2.33%		jasmine northup
1	2.33%		Jeanette Plata
1	2.33%		JIMMY SITHANGBAO
1	2.33%		Jose
1	2.33%		jose diaz-valdez
1	2.33%		Kate
1	2.33%		Kristen Fuston
1	2.33%		Kunj Bhatt
1	2.33%		melissa
1	2.33%		Melissa Camp
1	2.33%		Melissa palomino
1	2.33%		Michael Jensen
1	2.33%		Miguel Enriquez
1	2.33%		Monique Queenie Lee
1	2.33%		Patrick Smith
1	2.33%		Pulkit Jain
1	2.33%		Reina Martinez
1	2.33%		Ricardo Pascual
1	2.33%		Robin Yamada
1	2.33%		Samantha DePetro-Wysuph

1	2.33%	<input type="text"/>	sara
1	2.33%	<input type="text"/>	Selina Green
1	2.33%	<input type="text"/>	Shannon Nlshinaka
1	2.33%	<input type="text"/>	Shelley
1	2.33%	<input type="text"/>	Yukiko Sato
1	2.33%	<input type="text"/>	Zugey Kumagai



43 Respondents

Q2. Please list any/all clubs and organizations you are involved with:

Count Percent







42 100.00%



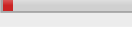




Count	Percent	
1	2.38%	<input type="text"/>
1	2.38%	<input type="text"/> akd
1	2.38%	<input type="text"/> AKD
1	2.38%	<input type="text"/> AKD Sociology Honor Society and Club. GEMS
1	2.38%	<input type="text"/> ASE
1	2.38%	<input type="text"/> ASI & United Culinarrians
1	2.38%	<input type="text"/> BARKADA P-GRAD
1	2.38%	<input type="text"/> Barkada, PASK
1	2.38%	<input type="text"/> Barkada, P-Grad
1	2.38%	<input type="text"/> Barkada, PGrad, & Colleges Against Cancer
1	2.38%	<input type="text"/> Barkada, Pilipino Graduation, CEIS Council
1	2.38%	<input type="text"/> Barkada, Pilipino Graduation, PASK, Pi Tau Sigma
1	2.38%	<input type="text"/> Barkada, VSA
1	2.38%	<input type="text"/> BBSA, BSU, Impact Movement, Circle K, NSBE, PIHRA, ATOMS, CSCMP, DSP
1	2.38%	<input type="text"/> BSU, SQE, SOQ, NSBE, FSS, Kellogg Honors College, BBSA, Intelligence Community Scholars, McNair Scholar
1	2.38%	<input type="text"/> CEIS Council
1	2.38%	<input type="text"/> ceis council, native club, nisa, gems collective, sqe, depie, native heritage planning committee, and native grad committee
1	2.38%	<input type="text"/> CLASS Council, Anthropological Society, Pi Gamma Mu
1	2.38%	<input type="text"/> FN Forum, EPIC and VSA
1	2.38%	<input type="text"/> folklorico/ hermanos unidos
1	2.38%	<input type="text"/> GAT and Political Science Club
1	2.38%	<input type="text"/> HaU, Ballet Folklorico, AAAML, MCC, and ASI Elections
1	2.38%	<input type="text"/> Hermanas, Ballet Folklorico
1	2.38%	<input type="text"/> Hermanos Unidos, MASA
1	2.38%	<input type="text"/> Hermanos Unidos, Movimiento Estudiantil Chicano de Aztlan (MEChA) , Alpha Kappa Delta, Students for Quality Education (SQE)
1	2.38%	<input type="text"/> Indian Student Association
1	2.38%	<input type="text"/> N/A
3	7.14%	<input type="text"/> Nikkei Student Union
1	2.38%	<input type="text"/> None - I'm employed full-time
1	2.38%	<input type="text"/> NSU, VSA, JSA, Christian Students of Cal Poly and Epic.
1	2.38%	<input type="text"/> S.D.E.E.

1	2.38%		S.D.E.E./D.E.P.I.E.
1	2.38%		Shades of Queens
1	2.38%		Student Demand for Equality in Education Students for Quality Education Native American Student Alliance
1	2.38%		T.E.A.A.R AHIMSA CLUB MEN AGAINST VIOLENCE
1	2.38%		The Brother's Movement
1	2.38%		The Violence Prevention and Women's Resource Center
1	2.38%		Vietnamese student association
1	2.38%		Violence Prevention & Women's Resource Center, The Education Against Abusive Relationships Theater Club, Ahimsa Club, Political Science Club, Female Sexuality Society, Golden Key (loosely)
1	2.38%		VSA,MCC,ASI

42 Respondents

Q3. What is your ethnicity? (Check all that apply)



Count	Respondent %	Response %	
15	34.88%	29.41%	 Asian/Asian American
5	11.63%	9.80%	 Black/African American
16	37.21%	31.37%	 Hispanic
2	4.65%	3.92%	 Native American/Alaskan Native
7	16.28%	13.73%	 White/Caucasian
6	13.95%	11.76%	 Other (please specify)

Count	Percent	
1	16.67%	 `
1	16.67%	 Jamaican American
1	16.67%	 Latino
1	16.67%	 Latino/ Chicano
1	16.67%	 Mexican-American
1	16.67%	 Pilipino
0	0.00%	0.00%  Prefer not to respond

43 Respondents

51 Responses

Q4. Would you like SDLI Credit for this event?

Count	Percent	
27	62.79%	 Yes
16	37.21%	 No







43 Respondents











Q5. How many years have you been at Cal Poly Pomona?

Count	Percent	
4	9.30%	 1 year
10	23.26%	 2 years
6	13.95%	 3 years
15	34.88%	 4 years
8	18.60%	 5 years or more

43 Respondents



Q6. How did you learn about the "Portraits of Courage: African Americans You Wish You Had Known" event? (Check all that apply)

Count	Respondent %	Response %	
23	53.49%	24.21%	 Word of mouth from a student
14	32.56%	14.74%	 Word of mouth from a staff or faculty member
23	53.49%	24.21%	 Event poster
10	23.26%	10.53%	 E-mail list
12	27.91%	12.63%	 Facebook
13	30.23%	13.68%	 Other (please specify)

Count	Percent	
1	7.69%	 Brian Lozada
1	7.69%	 ceis council
1	7.69%	 co-sponsored event
1	7.69%	 EWS class
1	7.69%	 FRIENDS
1	7.69%	 I helped Planned it.
3	23.08%	 MCC
1	7.69%	 MCC meeting
2	15.38%	 MCC Meeting
1	7.69%	 Meeting



43 Respondents
95 Responses



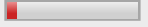



Q7. Please rate the quality of this event:

Count	Percent	
25	58.14%	 Excellent
18	41.86%	 Good
0	0.00%	 Average
0	0.00%	 Below average
0	0.00%	 Poor

43 Respondents

Q8. Did this event meet your expectations?

Count	Percent	
37	86.05%	 Yes
6	13.95%	 No (please explain)

Count	Percent	
1	16.67%	 i didn't know what to expect but i was too tired to sit through the whole thing. plus, there was almost no one there.
1	16.67%	 IT EXCEEDED MY EXPECTATIONS, BECAUSE I THOUGHT IT WAS JUST SPEAKERS ON PANELS TALKING ABOUT BLACK HISTORY MONTH
1	16.67%	 it was good, don't get me wrong. but for how much everyone had to pay for it, it should have been a lot better.
1	16.67%	 More attendance
1	16.67%	 This event EXCEEDED my expectations.
1	16.67%	 Well actually it did but I was really disappointed in the turnout rate. It was a really good event and more people should've been there, especially at an event like MCC Quarterly!

43 Respondents

Q9. To what extent did attending this event help you feel more connected to Cal Poly Pomona?

Count	Percent		
14	32.56%		Significantly
22	51.16%		Moderately
7	16.28%		Slightly
0	0.00%		Not at all
43	Respondents		

Q10. What did you like best about the "Portraits of Courage: African Americans You Wish You Had Known" event?

Count	Percent		
39	100.00%		
Count	Percent		
1	2.56%		great portraying of the characters
1	2.56%		How the performers didn't just act out the events but made the audience feel as if they were actually there and were able to connect the actual evidence to modern day life in order for students to understand.
1	2.56%		I enjoyed the two actors switching roles and being able to captivate the audience.
1	2.56%		I felt that the actors and the message that came across from the event was very understandable.
1	2.56%		I LIKE HOW THE ACTOR/ACTRESS DIDN'T JUST GIVE DETAILS ON THE FIGURES THAT THEY WERE PORTRAYING, BUT IN FACT THEY WERE PLAYING THE PART OF THE FIGURES AS IF IT WAS THEM AT THAT TIME. THE ACTING WAS GREAT. AND I NOW HAVE MORE KNOWLEDGE OF SOME OF THE LESSER KNOWN AFRICAN AMERICANS THAT HAVE CHANGED AMERICA IN SOME WAY.
1	2.56%		I like the fact that the actors presented their self in first person and really took on the role or their significant African Amircan Heroe and Sheroe.
1	2.56%		I liked how the actors explained what each character did as well as how they portrayed the characters.
1	2.56%		I liked learnign about people in history that i did not know anything about.
1	2.56%		I liked that it was a live performance and that it was about things I didn't already know.
1	2.56%		i liked the actors they were good
1	2.56%		I liked the history behind the whole situation.
1	2.56%		i liked the video montages and music, very Ken Burns.
1	2.56%		I loved the live actors and the whole format.
1	2.56%		I really enjoyed the fact that the Actors really pointed out that the people they were portraying were both African & AMERICAN, which really shows that there are people in history that we sometimes fail to hear about when reading our textbooks.
1	2.56%		I really enjoyed the portrayals of the Heroes in the event. I thought the two actors were great and it was a new way to convey information other than a powerpoint of just stating facts. Education + Entertainment, what mroe could a student ask for.
1	2.56%		I really liked the acting, and it was very interesting. I really liked it. We should have more quarterlys like this event.
1	2.56%		It was a different approach from last MCC Quarterly and very informative (:
1	2.56%		it was an interesting way to present information to students and it was entertianing and my interest was kept.
1	2.56%		It was definitely a different experience than what we have seen at Cal Poly Pomona. It was a different representation of African Americans, portraits of courage, and I definitely appreciated that MCC was able to bring this kind of event to Cal Poly.
1	2.56%		It was good entertainment about an interesting subject. Good actors
1	2.56%		Learning about these people I didn't really know of, was exciting to watch. Definitely memorable especially since it was visual as far as costumes and role playing
1	2.56%		Prfoessional theatre brought to CPP
1	2.56%		That it brought awareness to people about others who have worked to make our world a

			better place.
1	2.56%	<input type="checkbox"/>	The acting
1	2.56%	<input type="checkbox"/>	the acting and learning about the different people was amazing and learning about their triumphs.
1	2.56%	<input type="checkbox"/>	The acting was entertaining, and knowing about African Americans from the past that i would never know about.
1	2.56%	<input type="checkbox"/>	The actors did a wonderful job. I was amazed to see how well they played the roles of African Americans that made a real difference.
1	2.56%	<input type="checkbox"/>	THE ACTORS PERFORMANCES
1	2.56%	<input type="checkbox"/>	The characters. They made the topic interesting and fun to learn.
1	2.56%	<input type="checkbox"/>	The choice of actors were excellent. Great speakers and were good choices. Informative too about other significant figures of african american history
1	2.56%	<input type="checkbox"/>	The event was informative, and the program was well-organized.
1	2.56%	<input type="checkbox"/>	The interesting history of the black people
1	2.56%	<input type="checkbox"/>	The performers were excellent!
1	2.56%	<input type="checkbox"/>	The powerpoint slides were super cool.
1	2.56%	<input type="checkbox"/>	the theme.
1	2.56%	<input type="checkbox"/>	The video was informative and interesting. There was a lot of things to learn from it and it definitely was eye opening. It made me feel inspired after hearing the speaker and watching the video. It did make me feel closer to the African American Community, although I will never truly related to them, but it felt a deeper connection than I had before.
1	2.56%	<input type="checkbox"/>	The way the actors presented the different African-American Characters from back in the days and the energy and enthusiasm they presented themselves.
1	2.56%	<input type="checkbox"/>	They had a lot of great acting. They also talked about African American people that I had never heard about. It was really interesting how I had never heard about some of these people and not knowing they had a great impact in American history.
1	2.56%	<input type="checkbox"/>	Very animated. An interesting aspect if United States History...

39 Respondents

Q11. Do you have any comments, concerns, or suggestions that you feel could help enhance future Cultural Events?

Count Percent

8 18.60% Yes (please explain)

Count	Percent		
1	12.50%	<input type="checkbox"/>	Attendance could have been better. MCC clubs NEED TO promote more for MCC events, they should be penalized for not doing so. it was wonderful and more ppl should have been there
1	12.50%	<input type="checkbox"/>	for this event, try diversifying on the number of actors. not that they weren't good, but it felt weird seeing the same people playing different people.
1	12.50%	<input type="checkbox"/>	Get more involvement from all clubs; maybe next time incorporate all cultures so you get a feel for the diversity on campus. I feel like my club is very underrepresented on campus in terms of workshops, events, and people on a public scale, with other clubs and not just our own club.
1	12.50%	<input type="checkbox"/>	I think that members should go around to the variety club meetings on campus and make announcements.
1	12.50%	<input type="checkbox"/>	I think we should have more events like this from other cultures as well.
1	12.50%	<input type="checkbox"/>	maybe next time you can get a screening of what they do.. I don't know if you did for this one. I just felt it wasn't worth the bang for the buck.
1	12.50%	<input type="checkbox"/>	This was a really good event and I felt like publicity was majorly lacking for this event. I felt both Councils were relying on their clubs to 1) do the publicity for them 2) automatically assumed they would be in attendance. Though these aren't entirely true, I felt more could've been done to ACTIVELY promote rather than putting up posters around campus, that people really don't take the time to put full effort in reading all information. Actually going to club meetings to encourage the regular members how great of an event this would be coming from the actual hosts might gauge more students to come out.

35 81.40% No

