

Fall 2010 Midnight Madness BSC Survey

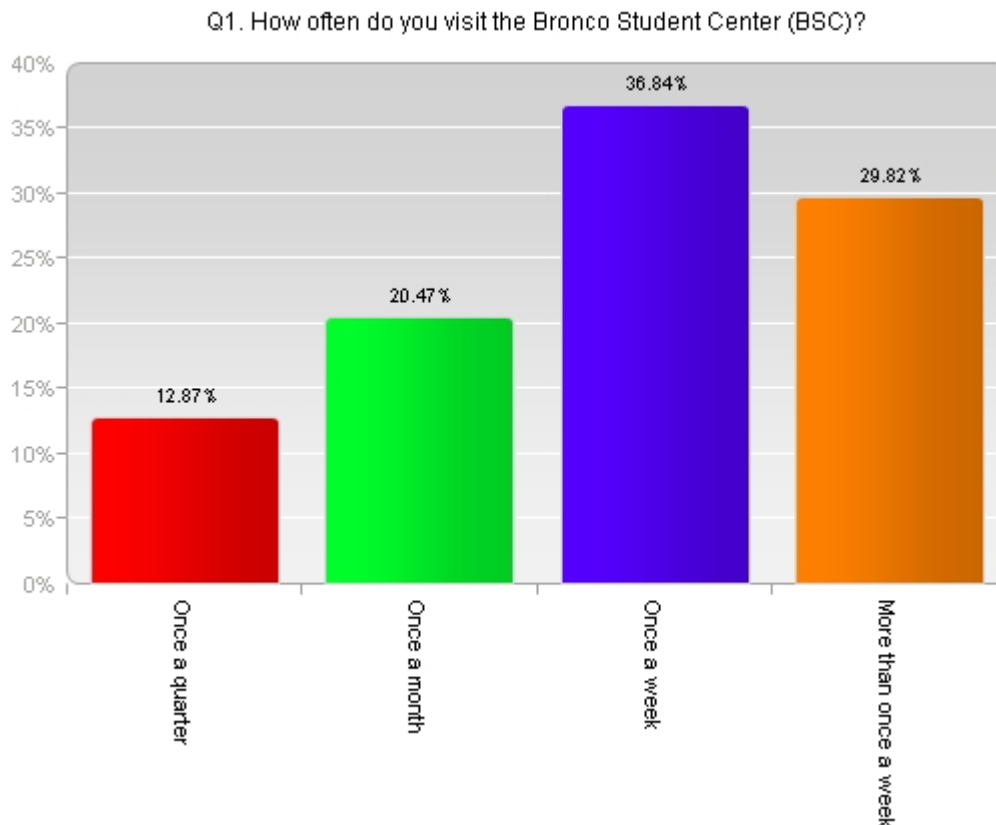
Description:

Date Created: 11/30/2010 8:05:39 PM

Date Range: 12/6/2010 9:00:00 AM - 12/7/2010 6:00:00 AM

Total Respondents: 171

Q1. How often do you visit the Bronco Student Center (BSC)?



Q2. Why do you go to the BSC? (Check all that apply; scroll down)

| Count | Respondent % | Response % | |
|-------|--------------|------------|--|
| 136 | 79.53% | 37.36% | <input checked="" type="checkbox"/> To eat at Subway, Round Table, Peet's Coffee/Freshens, Kikka, Poly Fresh, etc. |
| 27 | 15.79% | 7.42% | <input type="checkbox"/> To visit ASI Business Services |
| 40 | 23.39% | 10.99% | <input type="checkbox"/> To meet in a reserved meeting room or social area |
| 40 | 23.39% | 10.99% | <input type="checkbox"/> To study in the study lounge or social area |
| 40 | 23.39% | 10.99% | <input type="checkbox"/> To use wireless Internet |
| 41 | 23.98% | 11.26% | <input type="checkbox"/> To play games in Games Room Etc. |
| 17 | 9.94% | 4.67% | <input type="checkbox"/> To play intramural sports with Campus Recreation |
| 19 | 11.11% | 5.22% | <input type="checkbox"/> To work out in the Bronco Fitness Center |
| 4 | 2.34% | 1.10% | <input type="checkbox"/> Other (please specify) |

| Count | Percent | |
|-------|---------|--|
| 1 | 25.00% | <input checked="" type="checkbox"/> hang out with friends |
| 1 | 25.00% | <input checked="" type="checkbox"/> hangout |
| 1 | 25.00% | <input checked="" type="checkbox"/> to go to the beat office |
| 1 | 25.00% | <input checked="" type="checkbox"/> work |

171 Respondents
364 Responses




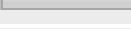







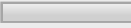











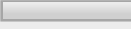



















Q3. Is the information on the Digital TV Screens throughout the BSC useful to you?

| Count | Percent | | |
|-----------------|---------|--|-----|
| 131 | 76.61% | <div style="width: 76.61%;"><div style="width: 76.61%;"></div></div> | Yes |
| 40 | 23.39% | <div style="width: 23.39%;"><div style="width: 23.39%;"></div></div> | No |
| 171 Respondents | | | |

Q4. What college are you a part of (e.g., Engineering, Business)?

| Count | Percent | | |
|-------|---------|--|-------------------------|
| 167 | 100.00% | <div style="width: 100.00%;"><div style="width: 100.00%;"></div></div> | Please enter text here: |

| Count | Percent | | |
|-------|---------|--|---|
| 1 | 0.60% | <div style="width: 0.60%;"><div style="width: 0.60%;"></div></div> | hggf |
| 1 | 0.60% | <div style="width: 0.60%;"><div style="width: 0.60%;"></div></div> | journalism |
| 1 | 0.60% | <div style="width: 0.60%;"><div style="width: 0.60%;"></div></div> | aerospace |
| 2 | 1.20% | <div style="width: 1.20%;"><div style="width: 1.20%;"></div></div> | ag |
| 1 | 0.60% | <div style="width: 0.60%;"><div style="width: 0.60%;"></div></div> | Ag |
| 1 | 0.60% | <div style="width: 0.60%;"><div style="width: 0.60%;"></div></div> | ag |
| 8 | 4.79% | <div style="width: 4.79%;"><div style="width: 4.79%;"></div></div> | agriculture |
| 1 | 0.60% | <div style="width: 0.60%;"><div style="width: 0.60%;"></div></div> | architecture |
| 1 | 0.60% | <div style="width: 0.60%;"><div style="width: 0.60%;"></div></div> | art |
| 1 | 0.60% | <div style="width: 0.60%;"><div style="width: 0.60%;"></div></div> | art |
| 1 | 0.60% | <div style="width: 0.60%;"><div style="width: 0.60%;"></div></div> | bio |
| 1 | 0.60% | <div style="width: 0.60%;"><div style="width: 0.60%;"></div></div> | biology |
| 1 | 0.60% | <div style="width: 0.60%;"><div style="width: 0.60%;"></div></div> | biotechnology |
| 1 | 0.60% | <div style="width: 0.60%;"><div style="width: 0.60%;"></div></div> | bizness |
| 1 | 0.60% | <div style="width: 0.60%;"><div style="width: 0.60%;"></div></div> | buisness |
| 1 | 0.60% | <div style="width: 0.60%;"><div style="width: 0.60%;"></div></div> | busines |
| 1 | 0.60% | <div style="width: 0.60%;"><div style="width: 0.60%;"></div></div> | businessp |
| 19 | 11.38% | <div style="width: 11.38%;"><div style="width: 11.38%;"></div></div> | business |
| 1 | 0.60% | <div style="width: 0.60%;"><div style="width: 0.60%;"></div></div> | Business |
| 1 | 0.60% | <div style="width: 0.60%;"><div style="width: 0.60%;"></div></div> | business |
| 1 | 0.60% | <div style="width: 0.60%;"><div style="width: 0.60%;"></div></div> | busniess administration |
| 1 | 0.60% | <div style="width: 0.60%;"><div style="width: 0.60%;"></div></div> | cal poly pomona |
| 1 | 0.60% | <div style="width: 0.60%;"><div style="width: 0.60%;"></div></div> | calpoly |
| 1 | 0.60% | <div style="width: 0.60%;"><div style="width: 0.60%;"></div></div> | ce |
| 1 | 0.60% | <div style="width: 0.60%;"><div style="width: 0.60%;"></div></div> | ceis |
| 1 | 0.60% | <div style="width: 0.60%;"><div style="width: 0.60%;"></div></div> | ceis-gender, ethnicity, and multicultural studies |
| 8 | 4.79% | <div style="width: 4.79%;"><div style="width: 4.79%;"></div></div> | class |
| 3 | 1.80% | <div style="width: 1.80%;"><div style="width: 1.80%;"></div></div> | CLASS |
| 2 | 1.20% | <div style="width: 1.20%;"><div style="width: 1.20%;"></div></div> | class |
| 1 | 0.60% | <div style="width: 0.60%;"><div style="width: 0.60%;"></div></div> | college of busines |
| 1 | 0.60% | <div style="width: 0.60%;"><div style="width: 0.60%;"></div></div> | college of business |
| 1 | 0.60% | <div style="width: 0.60%;"><div style="width: 0.60%;"></div></div> | college of business |
| 1 | 0.60% | <div style="width: 0.60%;"><div style="width: 0.60%;"></div></div> | college of engineering |
| 1 | 0.60% | <div style="width: 0.60%;"><div style="width: 0.60%;"></div></div> | college of environmental design |
| 1 | 0.60% | <div style="width: 0.60%;"><div style="width: 0.60%;"></div></div> | college of letters |

| | | | |
|----|--------|---|----------------------------------|
| 1 | 0.60% |  | college of social science |
| 1 | 0.60% |  | collins |
| 1 | 0.60% |  | Collins school |
| 1 | 0.60% |  | com |
| 1 | 0.60% |  | computers |
| 1 | 0.60% |  | construction engineering |
| 1 | 0.60% |  | cpp |
| 1 | 0.60% |  | ece |
| 1 | 0.60% |  | ecet |
| 1 | 0.60% |  | education |
| 1 | 0.60% |  | enconronmental design |
| 1 | 0.60% |  | eng |
| 2 | 1.20% |  | engineer |
| 25 | 14.97% |  | engineering |
| 1 | 0.60% |  | Engineering |
| 1 | 0.60% |  | engineering yo |
| 3 | 1.80% |  | engineering |
| 1 | 0.60% |  | engineerkng |
| 1 | 0.60% |  | engineer |
| 1 | 0.60% |  | env and ceis |
| 1 | 0.60% |  | enviormental |
| 1 | 0.60% |  | enviromental design |
| 3 | 1.80% |  | environmental design |
| 1 | 0.60% |  | environmental design |
| 1 | 0.60% |  | enviroental design |
| 1 | 0.60% |  | geology |
| 1 | 0.60% |  | hospitality |
| 1 | 0.60% |  | hotel restaurant mgmt |
| 1 | 0.60% |  | hrt |
| 1 | 0.60% |  | hrt |
| 1 | 0.60% |  | jdushdjds |
| 1 | 0.60% |  | kinesiology |
| 1 | 0.60% |  | language |
| 1 | 0.60% |  | languge |
| 1 | 0.60% |  | letters arts and social sciences |
| 1 | 0.60% |  | letters,art,&sciences |
| 1 | 0.60% |  | m e |
| 1 | 0.60% |  | masters of public administration |
| 1 | 0.60% |  | mktg |
| 1 | 0.60% |  | music |
| 1 | 0.60% |  | none |
| 1 | 0.60% |  | political science |
| 19 | 11.38% |  | science |
| 1 | 0.60% | | science |

| | | | |
|---|-------|----------------------|------------|
| 1 | 0.60% | <input type="text"/> | sg |
| 1 | 0.60% | <input type="text"/> | undeclared |
| 1 | 0.60% | <input type="text"/> | undeclared |

167 Respondents

Q5. What is your age?

| Count | Percent | | |
|---------------|-----------|----------------------------------|---------------------------------|
| 166 | 100.00% | <input type="text"/> | Please enter numeric text here: |
| Count | Percent | | |
| 1 | 0.60% | <input type="text"/> | 123 |
| 1 | 0.60% | <input type="text"/> | 32 |
| 1 | 0.60% | <input type="text"/> | 30 |
| 1 | 0.60% | <input type="text"/> | 28 |
| 1 | 0.60% | <input type="text"/> | 27 |
| 2 | 1.20% | <input type="text"/> | 26 |
| 1 | 0.60% | <input type="text"/> | 25 |
| 3 | 1.81% | <input type="text"/> | 24 |
| 13 | 7.83% | <input type="text"/> | 23 |
| 19 | 11.45% | <input type="text"/> | 22 |
| 38 | 22.89% | <input type="text"/> | 21 |
| 24 | 14.46% | <input type="text"/> | 20 |
| 29 | 17.47% | <input type="text"/> | 19 |
| 29 | 17.47% | <input type="text"/> | 18 |
| 1 | 0.60% | <input type="text"/> | 17 |
| 1 | 0.60% | <input type="text"/> | 1 |
| Top 7 | 4.85% (8) | Bottom 7 | 85.45% (141) |
| Mean | 21.06 | Std Deviation | 8.44 |
| Median | 20.00 | Std Error | 0.66 |
| Mode | 21 | Confidence Interval @ 95% | 19.77-22.35 |

166 Respondents

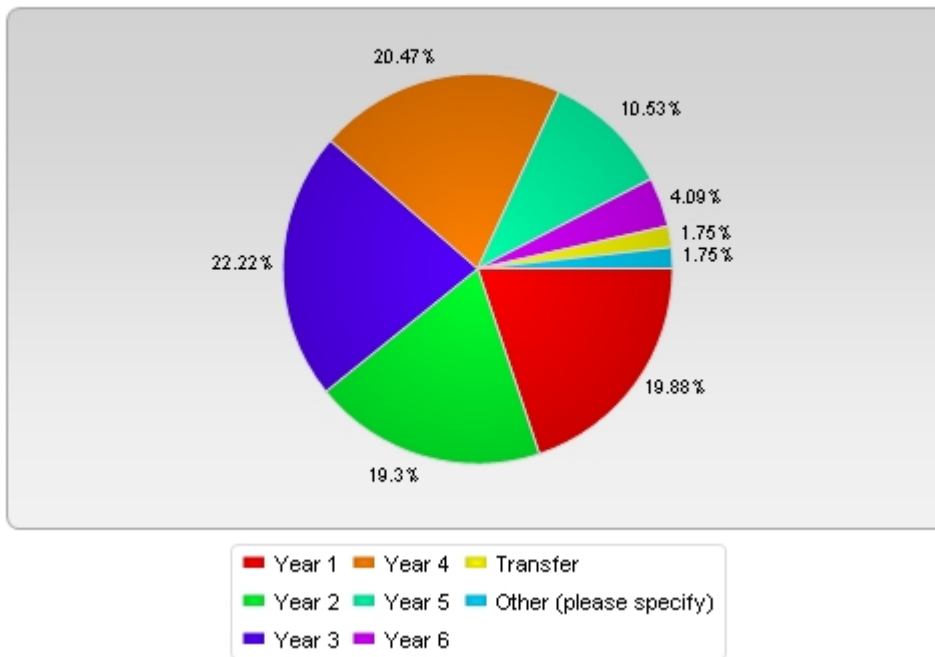
Q6. What is your gender?

| Count | Percent | | |
|-------|---------|----------------------|------------------------|
| 69 | 40.35% | <input type="text"/> | Male |
| 101 | 59.06% | <input type="text"/> | Female |
| 1 | 0.58% | <input type="text"/> | Other (please specify) |

171 Respondents

Q7. Indicate your status/year at Cal Poly Pomona: (Scroll down)

Q7. Indicate your status/year at Cal Poly Pomona: (Scroll down)

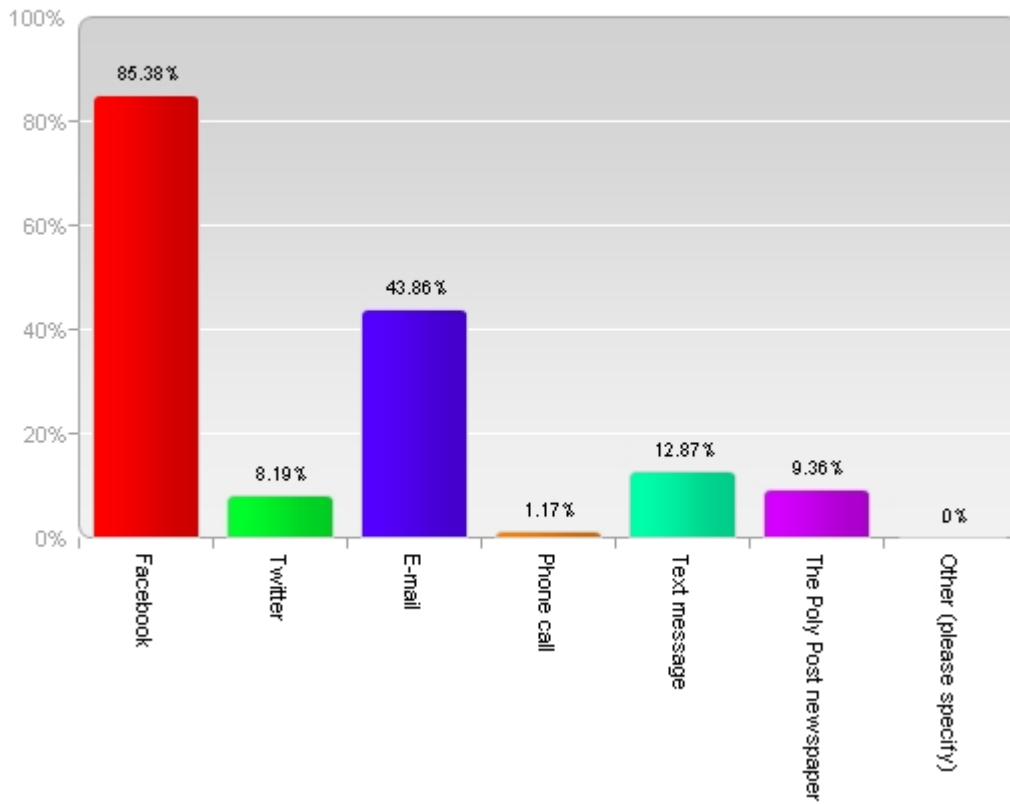


Q8. Where do you live?

| Count | Percent | | |
|-------|-------------|---|--------------------|
| 55 | 32.16% | <div style="width: 32.16%; height: 10px; background-color: red;"></div> | Res halls/suites |
| 31 | 18.13% | <div style="width: 18.13%; height: 10px; background-color: red;"></div> | Village apartments |
| 85 | 49.71% | <div style="width: 49.71%; height: 10px; background-color: red;"></div> | Off campus |
| 171 | Respondents | | |

Q9. What is the best way to inform you about events and activities? (Check up to three; scroll down)

Q9. What is the best way to inform you about events and activities? (Check up to three; scroll down)



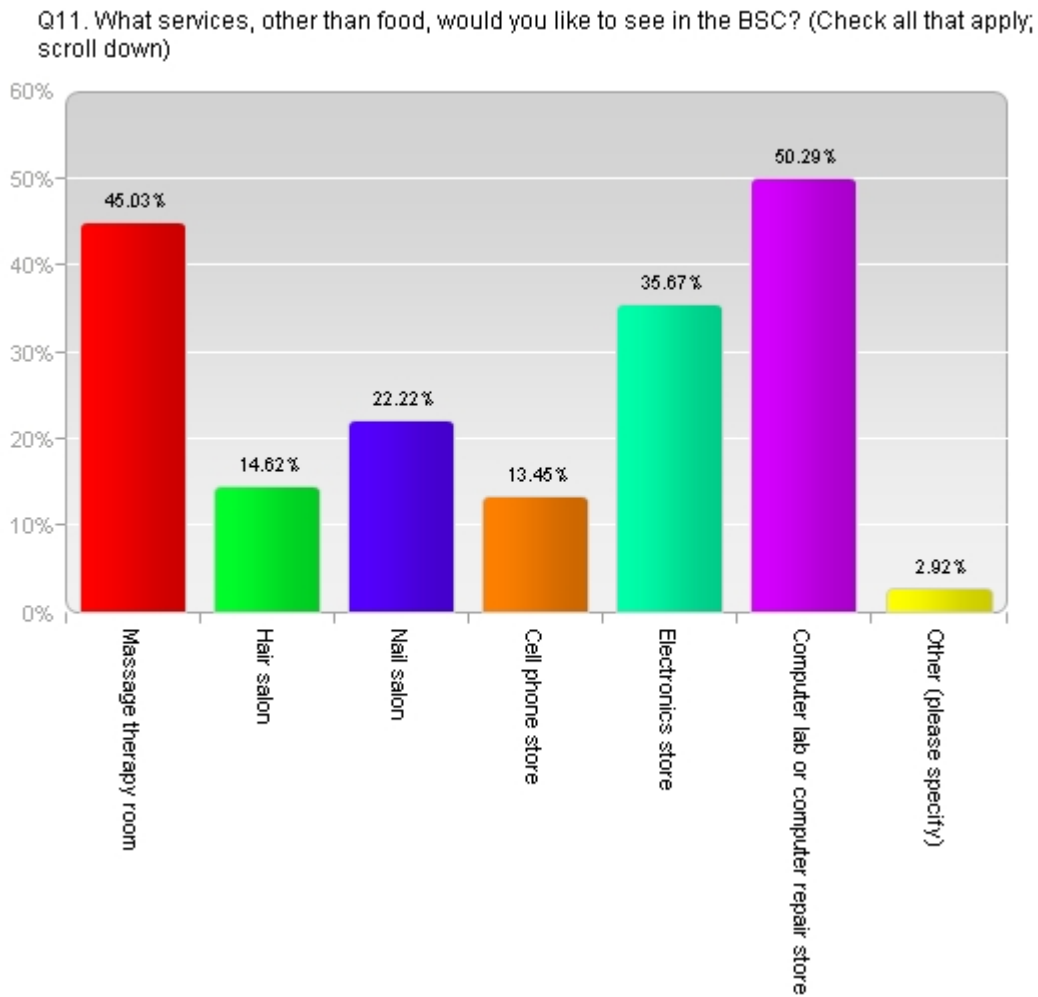
Q10. What is your e-mail address? (This is optional. Your e-mail address will be used to contact you about upcoming events, etc.)

| Count | Percent |
|-------|-------------|
| 98 | 100.00% |
| 98 | Respondents |



Please enter text here:

Q11. What services, other than food, would you like to see in the BSC? (Check all that apply; scroll down)



Q12. What type of new food services would you like to see in the BSC?



Count 128 Percent 100.00% Please enter text here:

| Count | Percent | |
|-------|---------|---|
| 1 | 0.78% | <input type="text"/> |
| 1 | 0.78% | <input type="text"/> a |
| 1 | 0.78% | <input type="text"/> all good |
| 1 | 0.78% | <input type="text"/> all good? not sure atm |
| 1 | 0.78% | <input type="text"/> asian |
| 1 | 0.78% | <input type="text"/> Authentic Mexican Food |
| 1 | 0.78% | <input type="text"/> bcd |
| 1 | 0.78% | <input type="text"/> beer |
| 1 | 0.78% | <input type="text"/> bucca di beppo |
| 1 | 0.78% | <input type="text"/> burger |
| 1 | 0.78% | <input type="text"/> burgers |
| 1 | 0.78% | <input type="text"/> cafe |
| 1 | 0.78% | <input type="text"/> cheaper onea |
| 1 | 0.78% | <input type="text"/> cheaper pizza |
| 1 | 0.78% | <input type="text"/> chickfila |

| | | | |
|----|-------|--------------------------|--------------------------------------|
| 1 | 0.78% | <input type="checkbox"/> | chickfilia |
| 1 | 0.78% | <input type="checkbox"/> | chik fil a |
| 10 | 7.81% | <input type="checkbox"/> | chipotle |
| 1 | 0.78% | <input type="checkbox"/> | chipotle |
| 1 | 0.78% | <input type="checkbox"/> | del taco |
| 1 | 0.78% | <input type="checkbox"/> | Dell taco |
| 1 | 0.78% | <input type="checkbox"/> | ecuadorian |
| 1 | 0.78% | <input type="checkbox"/> | free |
| 1 | 0.78% | <input type="checkbox"/> | gcc |
| 1 | 0.78% | <input type="checkbox"/> | great steak |
| 1 | 0.78% | <input type="checkbox"/> | halal food, more healthy veg options |
| 1 | 0.78% | <input type="checkbox"/> | healthy |
| 1 | 0.78% | <input type="checkbox"/> | healthy stuff |
| 1 | 0.78% | <input type="checkbox"/> | healthy vegan mediterranean |
| 1 | 0.78% | <input type="checkbox"/> | ice cream |
| 1 | 0.78% | <input type="checkbox"/> | in and out and jamba juice |
| 10 | 7.81% | <input type="checkbox"/> | in n out |
| 2 | 1.56% | <input type="checkbox"/> | inandout |
| 1 | 0.78% | <input type="checkbox"/> | indian |
| 1 | 0.78% | <input type="checkbox"/> | Indian food |
| 1 | 0.78% | <input type="checkbox"/> | innout |
| 1 | 0.78% | <input type="checkbox"/> | in-n-out |
| 3 | 2.34% | <input type="checkbox"/> | italian |
| 1 | 0.78% | <input type="checkbox"/> | italion |
| 1 | 0.78% | <input type="checkbox"/> | jamba |
| 2 | 1.56% | <input type="checkbox"/> | jamba juice |
| 1 | 0.78% | <input type="checkbox"/> | jsjdbfjf |
| 1 | 0.78% | <input type="checkbox"/> | king taco |
| 1 | 0.78% | <input type="checkbox"/> | korean |
| 2 | 1.56% | <input type="checkbox"/> | Korean food |
| 2 | 1.56% | <input type="checkbox"/> | lollicup |
| 2 | 1.56% | <input type="checkbox"/> | mcdonald |
| 1 | 0.78% | <input type="checkbox"/> | mclds |
| 1 | 0.78% | <input type="checkbox"/> | meat |
| 1 | 0.78% | <input type="checkbox"/> | medetrainian |
| 7 | 5.47% | <input type="checkbox"/> | mexican |
| 1 | 0.78% | <input type="checkbox"/> | mexican food |
| 1 | 0.78% | <input type="checkbox"/> | Mexican |
| 1 | 0.78% | <input type="checkbox"/> | more Asian food |
| 1 | 0.78% | <input type="checkbox"/> | moree food |
| 1 | 0.78% | <input type="checkbox"/> | no preference |
| 2 | 1.56% | <input type="checkbox"/> | none |
| 1 | 0.78% | <input type="checkbox"/> | panda express |
| 1 | 0.78% | <input type="checkbox"/> | pasta |

| | | | |
|---|-------|---|----------------------------------|
| 1 | 0.78% |  | pastries |
| 2 | 1.56% |  | pho |
| 1 | 0.78% |  | pizza |
| 1 | 0.78% |  | pizzahut |
| 1 | 0.78% |  | po |
| 1 | 0.78% |  | pollo loco |
| 1 | 0.78% |  | real sushi |
| 1 | 0.78% |  | salad |
| 1 | 0.78% |  | salads |
| 1 | 0.78% |  | sandwiches |
| 1 | 0.78% |  | shakeya |
| 1 | 0.78% |  | something vegetarian and healthy |
| 1 | 0.78% |  | sushi |
| 1 | 0.78% |  | sushi, Korean food |
| 1 | 0.78% |  | taco |
| 2 | 1.56% |  | tacos |
| 2 | 1.56% |  | thai |
| 1 | 0.78% |  | vegan friendly places |
| 2 | 1.56% |  | vegetarian |
| 1 | 0.78% |  | vegetarian |
| 2 | 1.56% |  | vegitarian |
| 1 | 0.78% |  | yogurtland |

128 Respondents

| Q13. Do you like the BSC hours? | | | |
|---------------------------------|-------------|---|-----|
| Count | Percent | | |
| 137 | 80.12% |  | Yes |
| 34 | 19.88% |  | No |
| 171 | Respondents | | |