

BEAT Session [A] Evaluation

Description: I will need to make some wording changes and will add 1-2 questions.

Date Created: 12/3/2009 8:50:38 PM

Date Range: 12/7/2009 12:00:00 PM - 12/31/2009 11:59:00 PM

Total Respondents: 13

Q1. How many years have you been at Cal Poly Pomona?

Count	Percent		
4	30.77%		1st year
2	15.38%		2nd year
4	30.77%		3rd year
3	23.08%		4th year
0	0.00%		5th year or more
13 Respondents			

Q2. Do you live on campus?

Count	Percent		
4	30.77%		Yes
9	69.23%		No
13 Respondents			

Q3. How did you learn about Session [A]? (Check all that apply)

Count	Respondent %	Response %	
8	61.54%	44.44%	Word of mouth
2	15.38%	11.11%	ASI or ASI BEAT website
5	38.46%	27.78%	Event poster
0	0.00%	0.00%	E-mail list
3	23.08%	16.67%	Facebook
0	0.00%	0.00%	Other (please specify)
Count	Percent		
13 Respondents			
18 Responses			






Q4. Is this your first time at a BEAT event?

Count	Percent		
3	23.08%		Yes
9	69.23%		No
1	7.69%		Not sure
13 Respondents			



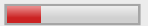








Q5. How many BEAT events have you attended previously?

Count	Percent		
3	33.33%		1 - 3
4	44.44%		4 - 6
0	0.00%		7 - 10
1	11.11%		More than 10
1	11.11%		Not sure
9 Respondents			





Q6. Please rate the quality of this event:

Count	Percent		
3	23.08%		Very high
6	46.15%		Moderately high
3	23.08%		Average
1	7.69%		Moderately low
0	0.00%		Very low
13	Respondents		
































Q7. Did this event meet your expectations?


Count	Percent																		
10	76.92%		Yes																
3	23.08%		No (please explain)																
<table border="1"> <thead> <tr> <th>Count</th> <th>Percent</th> <th></th> <th></th> </tr> </thead> <tbody> <tr> <td>1</td> <td>33.33%</td> <td></td> <td>as far as the performances, it went beyond my expectations. as far as the crowd turnout.....less than impressive</td> </tr> <tr> <td>1</td> <td>33.33%</td> <td></td> <td>Not as involved and open as past Session A's. Lineup did not meet expectations.</td> </tr> <tr> <td>1</td> <td>33.33%</td> <td></td> <td>Not enough people showed up as i would have expected.</td> </tr> </tbody> </table>				Count	Percent			1	33.33%		as far as the performances, it went beyond my expectations. as far as the crowd turnout.....less than impressive	1	33.33%		Not as involved and open as past Session A's. Lineup did not meet expectations.	1	33.33%		Not enough people showed up as i would have expected.
Count	Percent																		
1	33.33%		as far as the performances, it went beyond my expectations. as far as the crowd turnout.....less than impressive																
1	33.33%		Not as involved and open as past Session A's. Lineup did not meet expectations.																
1	33.33%		Not enough people showed up as i would have expected.																
13	Respondents																		


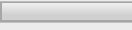
Q8. To what extent did attending this event help you feel more connected to Cal Poly Pomona?




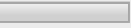







Count	Percent		
4	30.77%		Significantly
5	38.46%		Moderately
3	23.08%		Slightly
1	7.69%		Not at all
13	Respondents		




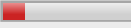


Q9. What did you like best about Session [A]?

Count	Percent																																														
11	100.00%																																														
<table border="1"> <thead> <tr> <th>Count</th> <th>Percent</th> <th></th> <th></th> </tr> </thead> <tbody> <tr> <td>1</td> <td>9.09%</td> <td></td> <td>break dancing</td> </tr> <tr> <td>1</td> <td>9.09%</td> <td></td> <td>everything</td> </tr> <tr> <td>1</td> <td>9.09%</td> <td></td> <td>Finally finding people who enjoy the same type of raw underground music as myself, who attend Cal Poly. Also because it was free. Wish there were more, even if they were off-campus.</td> </tr> <tr> <td>1</td> <td>9.09%</td> <td></td> <td>I like the hip hop artist which come to our school</td> </tr> <tr> <td>1</td> <td>9.09%</td> <td></td> <td>live act, open floor. great host</td> </tr> <tr> <td>1</td> <td>9.09%</td> <td></td> <td>performances</td> </tr> <tr> <td>1</td> <td>9.09%</td> <td></td> <td>the artists performing for the most part were so live!</td> </tr> <tr> <td>1</td> <td>9.09%</td> <td></td> <td>The bands were very good. I showed up around 8:30. The second to last act was a good performer. He made the crowd loosen up a little and give feedback/make noise. Also, that dude that ripped the event host on a nasty freestyle was pretty awesome. He made a bunch of on-the-spot references that were relevant to the night and went for about 2 minutes. It was a little too violent though, he didn't need to reference smacking him and moving things outside.</td> </tr> <tr> <td>1</td> <td>9.09%</td> <td></td> <td>The MC and the DJ</td> </tr> <tr> <td>1</td> <td>9.09%</td> <td></td> <td>the music.</td> </tr> </tbody> </table>				Count	Percent			1	9.09%		break dancing	1	9.09%		everything	1	9.09%		Finally finding people who enjoy the same type of raw underground music as myself, who attend Cal Poly. Also because it was free. Wish there were more, even if they were off-campus.	1	9.09%		I like the hip hop artist which come to our school	1	9.09%		live act, open floor. great host	1	9.09%		performances	1	9.09%		the artists performing for the most part were so live!	1	9.09%		The bands were very good. I showed up around 8:30. The second to last act was a good performer. He made the crowd loosen up a little and give feedback/make noise. Also, that dude that ripped the event host on a nasty freestyle was pretty awesome. He made a bunch of on-the-spot references that were relevant to the night and went for about 2 minutes. It was a little too violent though, he didn't need to reference smacking him and moving things outside.	1	9.09%		The MC and the DJ	1	9.09%		the music.
Count	Percent																																														
1	9.09%		break dancing																																												
1	9.09%		everything																																												
1	9.09%		Finally finding people who enjoy the same type of raw underground music as myself, who attend Cal Poly. Also because it was free. Wish there were more, even if they were off-campus.																																												
1	9.09%		I like the hip hop artist which come to our school																																												
1	9.09%		live act, open floor. great host																																												
1	9.09%		performances																																												
1	9.09%		the artists performing for the most part were so live!																																												
1	9.09%		The bands were very good. I showed up around 8:30. The second to last act was a good performer. He made the crowd loosen up a little and give feedback/make noise. Also, that dude that ripped the event host on a nasty freestyle was pretty awesome. He made a bunch of on-the-spot references that were relevant to the night and went for about 2 minutes. It was a little too violent though, he didn't need to reference smacking him and moving things outside.																																												
1	9.09%		The MC and the DJ																																												
1	9.09%		the music.																																												

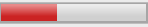

1	9.09%		The way it brings people together.
11 Respondents			

Q10. Would you attend another Session [A]?			
Count	Percent		
12	92.31%		Yes
1	7.69%		No (please explain)
Count	Percent		
13 Respondents			








Q11. What additional BEAT events would you like to see? (Check all that apply)				
Count	Respondent %	Response %		
6	46.15%	11.54%		Open Mic Nights
3	23.08%	5.77%		Volunteer Day
2	15.38%	3.85%		ASI Outreach Tour
6	46.15%	11.54%		Street Ball
9	69.23%	17.31%		Concerts at Night
5	38.46%	9.62%		Art Days/Weeks
4	30.77%	7.69%		Movies
6	46.15%	11.54%		Comedians
10	76.92%	19.23%		Live DJ Shows
1	7.69%	1.92%		Other (please specify)
Count	Percent			
1	100.00%		Salsa dance Night!!!!!!!!!!!!!!!!!!!!!!!!!!!!!!	
13 Respondents				
52 Responses				

Q12. Do you have any comments, concerns, or suggestions that you feel could help enhance future BEAT events?				
Count	Percent			
4	30.77%		Yes (please explain)	
Count	Percent			
1	25.00%		i think that a combination of the promoting as well as the timing of the event caused a low crowd turn out... i had seen the poster all over campus and had NO IDEA what kind of event this was until i got there...also at this point in time many students had already gotten into finals mode and had to no time to go to this event at night	
1	25.00%		more promotion	
1	25.00%		Most people left before the last act even though they ended up being an awesome band. Try to get a hip-hop act or rapper for the headliner if all the other performers are hip-hop artists or DJs.	
1	25.00%		Once in awhile make it free for visitors. Have more Sessions! Maybe some pre-session kickbacks and some after-party events or restaraunt meetings. Sessions A shirts.	
9	69.23%		No	
13 Respondents				

Q13. Would you be interested in joining a BEAT committee?

Count	Percent		
5	38.46%		Yes
8	61.54%		No
13 Respondents			

Q14. Please provide the following information if you would like to join a BEAT committee:

Count	Percent														
2	100.00%		E-mail address:												
<table border="1"><thead><tr><th>Count</th><th>Percent</th><th></th><th></th></tr></thead><tbody><tr><td>1</td><td>50.00%</td><td></td><td>ammurphy@csupomona.edu</td></tr><tr><td>1</td><td>50.00%</td><td></td><td>matthewg@csupomona.edu</td></tr></tbody></table>				Count	Percent			1	50.00%		ammurphy@csupomona.edu	1	50.00%		matthewg@csupomona.edu
Count	Percent														
1	50.00%		ammurphy@csupomona.edu												
1	50.00%		matthewg@csupomona.edu												
2 Respondents															