

# BEAT Bronco Spirit Night Evaluation










Description:

Date Created: 7/29/2010 8:29:33 PM


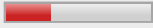







Date Range: 8/3/2010 12:00:00 PM - 8/13/2010 11:59:00 PM

Total Respondents: 87







## Q1. Which of the following events did you like best at Bronco Spirit Night? (Check up to three)

Count	Respondent %	Response %		
27	31.03%	17.76%		Karaoke
53	60.92%	34.87%		Free games - billiards, table tennis, bowling
24	27.59%	15.79%		DJ and Dance Competition
11	12.64%	7.24%		Photo booth
6	6.90%	3.95%		Watching the Broncos win the NCAA D2 Championship
7	8.05%	4.61%		Arts and crafts
9	10.34%	5.92%		Board games
14	16.09%	9.21%		Snacks
1	1.15%	0.66%		None of the above
87 Respondents				
152 Responses				

## Q2. Which of the following events do you want to attend this year at Cal Poly Pomona? (Check up to three)

Count	Respondent %	Response %		
10	11.49%	5.49%		Open mic nights
57	65.52%	31.32%		Concerts
43	49.43%	23.63%		Movies
29	33.33%	15.93%		Comedians
4	4.60%	2.20%		Lectures/speakers
13	14.94%	7.14%		Volunteer days
11	12.64%	6.04%		Intramurals
15	17.24%	8.24%		Bronco sporting events
0	0.00%	0.00%		None of the above
87 Respondents				
182 Responses				

## Q3. Which of the following movie genres would you watch on campus? (Check up to three)

Count	Respondent %	Response %		
15	17.24%	10.20%		Documentaries
21	24.14%	14.29%		Independent features
29	33.33%	19.73%		Short films
64	73.56%	43.54%		Blockbusters
8	9.20%	5.44%		Foreign
10	11.49%	6.80%		None of the above
87 Respondents				
147 Responses				

Q4. Which of the following live music genres would you watch on campus? (Check up to three)

Count	Respondent %	Response %		
51	58.62%	27.87%		Rock
17	19.54%	9.29%		Indie
31	35.63%	16.94%		Pop
17	19.54%	9.29%		Acoustic
4	4.60%	2.19%		Country
49	56.32%	26.78%		Hip Hop
10	11.49%	5.46%		Electro
3	3.45%	1.64%		Jazz
1	1.15%	0.55%		None of the above
87 Respondents				
183 Responses				

Q5. Would you attend campus events held on the weekend?

Count	Percent		
69	79.31%		Yes
18	20.69%		No
87 Respondents			

Q6. Do you want to be involved next year?

Count	Percent		
82	94.25%		Yes
5	5.75%		No
87 Respondents			

Q7. In which of the following ways would you like to be involved next year? (Check up to three)

Count	Respondent %	Response %		
20	24.39%	10.42%		Play intramurals
40	48.78%	20.83%		Attend campus events
25	30.49%	13.02%		Volunteer
65	79.27%	33.85%		Join a club
28	34.15%	14.58%		Get an on-campus job
8	9.76%	4.17%		Hold a leadership role
6	7.32%	3.13%		Plan campus events
0	0.00%	0.00%		Other (please specify)
82 Respondents				
192 Responses				